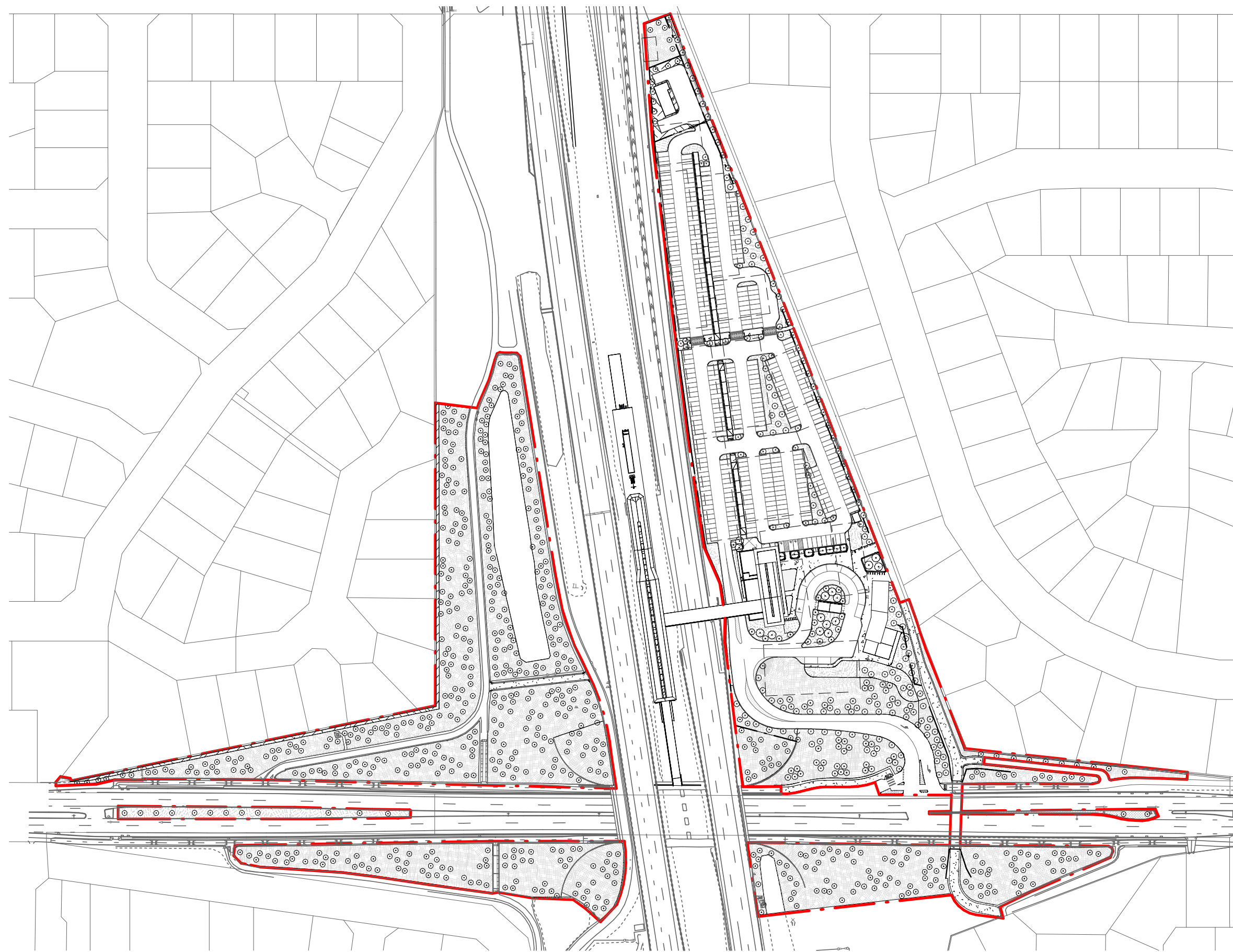


MORLEY-ELLENBROOK LINE

NORANDA PRECINCT LANDSCAPE WORKS

Tonkin Highway, Noranda, WA 6062



1 25-A-286-LA0001
1 : 2000

SHEET SCHEDULE		
Sheet Number	Sheet Name	Rev.
25-A-286-LA0001	COVER SHEET	A
25-A-286-LA0002	LEGEND & NOTES	A
25-A-286-LA0006	SCHEDULES	A
25-A-286-LA0010	LANDSCAPE SITE PLAN	A
25-A-286-LA0050	GRADING PLAN	
25-A-286-LA0051	GRADING PLAN	
25-A-286-LA0052	GRADING PLAN	
25-A-286-LA0053	GRADING PLAN	
25-A-286-LA0054	GRADING PLAN	
25-A-286-LA0055	GRADING PLAN	
25-A-286-LA0065	GENERAL ARRANGEMENT & FINISHES PLAN	A
25-A-286-LA0066	GENERAL ARRANGEMENT & FINISHES PLAN	A
25-A-286-LA0067	GENERAL ARRANGEMENT & FINISHES PLAN	A
25-A-286-LA0068	GENERAL ARRANGEMENT & FINISHES PLAN	A
25-A-286-LA0069	GENERAL ARRANGEMENT & FINISHES PLAN	A
25-A-286-LA0070	GENERAL ARRANGEMENT & FINISHES PLAN	A
25-A-286-LA0080	PLANTING PLAN	
25-A-286-LA0081	PLANTING PLAN	
25-A-286-LA0082	PLANTING PLAN	
25-A-286-LA0083	PLANTING PLAN	
25-A-286-LA0084	PLANTING PLAN	
25-A-286-LA0085	PLANTING PLAN	
25-A-286-LA0125	LANDSCAPE DETAILS - HARDSCAPE	A
25-A-286-LA0126	LANDSCAPE DETAILS - FURNITURE	
25-A-286-LA0127	LANDSCAPE DETAILS - FURNITURE	
25-A-286-LA0128	LANDSCAPE DETAILS - SOFTSCAPE	A
25-A-286-LA0129	LANDSCAPE DETAILS - SOFTSCAPE	A

PRELIMINARY ONLY
NOT FOR CONSTRUCTION

Model Rev:A10 Issued:12.11.21



MORLEY ELLENBROOK LINE

NORANDA STATION - LANDSCAPING

COVER SHEET

PTA Drawing No: 25-A-286-LA0001

Rev: A

REV	DATE	AMENDMENT	DSN	DRN	CHK	APP
A	12/11/21	Issue for 100% RD	TCL	EL	SL	SL
A04	04/11/21	Issue for RD	TCL	EL	SL	SL
A03	30/09/21	Issue for IDC	TCL	EL	SL	SL
A02	02/09/21	Issue for IDC	TCL	EL	SL	SL
A01	04/08/21	Issue for 50% RD	TCL	EL	SL	SL
ORIG SIZE	A1		AT ORIGINAL PLOT SIZE			

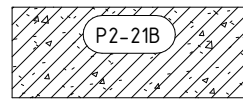
01020304050100mm

This document must not be copied without PTA's written permission, and the contents thereof must not be imparted to a third party nor be used for any unauthorised purpose.

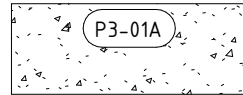


REFERENCES		SCALE	DESIGNED
		1 : 2000 (@ A1)	UDLA & TCL
			DRAWN Enoch Liew
			CHECKED Scott Lang
		DATUM	APPROVED
		HORIZONTAL: PCG2020	Manoj Aravind
		VERTICAL: AHD71	DATE 12/11/21

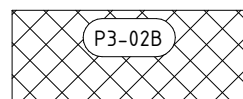
LEGEND



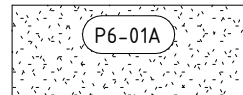
P2-21B In-situ Standard Grey Concrete Pavement, Broom Finished
Refer Engineer's Documentation and Material Schedule.



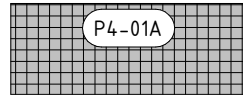
P3-01A 3 Tone Exposed Aggregate Flagstone Concrete Unit Pavement
Refer Engineer's Documentation and Material Schedule.



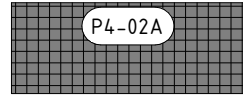
P3-04A 3 Tone Exposed Aggregate Flagstone Concrete Unit Pavement
Refer Engineer's Documentation and Material Schedule.



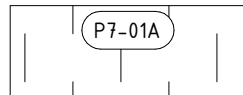
P6-01A Asphalt, Red
Refer PTA Specification and Material Schedule.



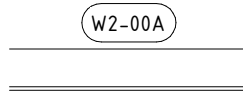
P4-01A Integrated Tactile Indicator Paving Unit, Dots
Refer Detail and Material Schedule.



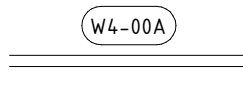
P4-02A Tintegrated Tactile Indicator Paving Unit, Stripes
Refer Detail and Material Schedule.



P7-01A Cement Stablised Granitic Gravel
Refer Detail and Material Schedule.



W2-00A Concrete Wall, 450mm Wide, Honed
Refer Detail and Material Schedule.



W4-00A Concrete Wall, 150mm Wide, Honed
Refer Detail and Material Schedule.

F1-01A

F1-01A Bike Hoop
Refer Material Schedule

F2-01A

F2-01A Dual Bin Enclosure
Refer Material Schedule.

F3-01A

F3-01A Drinking Fountain with 'Dog Watering Bowl'
Refer Material Schedule.

F4-01A

F4-01A Bench Seat
Refer Material Schedule.

F5-01A

F5-01A Maintenance Pillar - Dual Use Multiple GPO / Water Outlet
Refer Material Schedule.

F7-01A

F7-01A Core Drilled SS Bollard
Refer Material Schedule.

F7-01B

F7-01B Removable SS Bollard
Refer Material Schedule.



Existing Street Light Pole



LU01 Light Unit 01 - Pole-top Light
Refer Material Schedule and Public Realm Decorative Lighting Strategy.

E4-01A

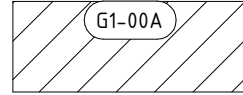
20-100mm Laterite Gravel Anti-Scour Edge
Refer Material Schedule and Civil Engineer's Documentation

E5-01A

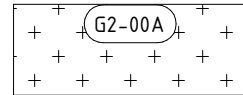
Standard Softscape Maintenance Edge (sub-surface, concealed,
between pavement and softscape)
Refer Material Schedule.



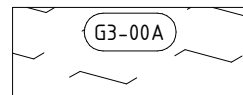
Spot Height (mm)
Refer Grading Plans.



G1-00A High Quality Amenity Planting
Refer Detail and Planting Schedule.



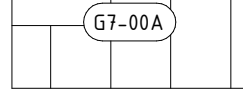
G2-00A Standard Amenity Planting
Refer Detail and Planting Schedule.



G3-00A Basic Amenity Planting
Refer Detail and Planting Schedule.



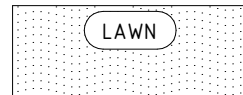
G4-00A Basin
Refer Detail and Planting Schedule.



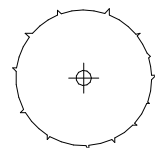
G7-00A Tubestock Revegetation
Refer Detail and Planting Schedule.



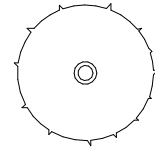
G8-00A Mulch Only
Refer Detail and Planting Schedule.



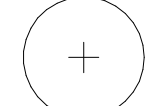
Irrigated Lawn
Refer Detail and Material Schedule.



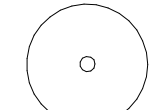
T1-00A 1500L Tree
Refer Detail and Planting Schedule.



T2-00A 500L Tree
Refer Detail and Planting Schedule.



T3-00A 200L Tree
Refer Detail and Planting Schedule.



T4-00A 100L Tree
Refer Detail and Planting Schedule.



T5-00A 45L Tree
Refer Detail and Planting Schedule.

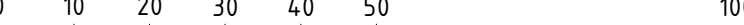
NOTES:

- DRAWINGS SHALL BE READ IN CONJUNCTION WITH ALL RELEVANT DOCUMENTATION (INCLUDING THAT OF DISCIPLINES INTERFACING WITH LANDSCAPE WORKS) PRIOR TO COMMENCEMENT OF WORKS. RELEVANT DOCUMENTATION SHALL INCLUDE BUT IS NOT LIMITED TO:
 - THE CONTRACT;
 - RELEVANT LEGISLATION, STANDARDS AND CODES OF PRACTICE;
 - LANDSCAPE AND IRRIGATION DRAWINGS, TECHNICAL SPECIFICATIONS, SCHEDULES AND REPORTS;
 - ARCHITECTURAL DRAWINGS, TECHNICAL SPECIFICATIONS, SCHEDULES AND REPORTS;
 - STRUCTURAL, CIVIL, SERVICES ENGINEERING DRAWINGS, TECHNICAL SPECIFICATIONS, SCHEDULES AND REPORTS;
 - INSTRUCTIONS, CONSULTANT ADVICE NOTES AND ANY OTHER CONTRACTUAL NOTIFICATIONS FROM THE MANAGING CONTRACTOR;
 - REPORTS AND STUDIES, INCLUDING ENVIRONMENTAL, ARBORICULTURAL, GEOTECHNICAL, BUSHFIRE, HERITAGE, ETC;
 - BILLS OF QUANTITIES (WHERE PROVIDED);
 - ANY OTHER INFORMATION DEEMED PERTINENT BY THE MANAGING CONTRACTOR.
- THESE DRAWINGS HAVE BEEN BASED ON A COMPILATION OF INFORMATION AND BASE DATA (INCLUDING DRAWINGS AND MODELS PROVIDED BY OTHER DISCIPLINES) AVAILABLE AT THE TIME OF PRODUCTION. THE LANDSCAPE DESIGN AND DOCUMENTATION IS RELIANT ON THE ACCURACY AND COMPLETENESS OF INFORMATION PROVIDED BY OTHERS. NO RESPONSIBILITY IS TAKEN FOR THE QUALITY OR COMPLETENESS OF INFORMATION FROM OTHERS ON WHICH THE LANDSCAPE DESIGN IS RELIANT.
- ANOMALIES, OMISSIONS, ERRORS OR DISCREPANCIES IN THE PROJECT DOCUMENTATION ARE TO BE REFERRED TO THE MANAGING CONTRACTOR AND RELEVANT DISCIPLINE SRE'S IMMEDIATELY UPON DISCOVERY FOR DETERMINATION OF RESOLUTION AND SUBSEQUENT INSTRUCTION PRIOR TO CONTINUATION OF WORKS.
- THE CONTRACTOR AND SUB-CONTRACTORS SHALL VERIFY ALL DIMENSIONS, SET-OUT, LEVELS, EXISTING AND PROPOSED INTERFACING WORKS (INCLUDING SERVICES AND SUB-SURFACE WORKS) PRIOR TO COMMENCEMENT ON SITE. PREPARATION OF DETAIL/SHOP DRAWINGS, AND FABRICATION OF CONSTRUCTION / BUILDING COMPONENTS
- SET-OUT OF ALL WORKS SHALL BE UNDERTAKEN BY LICENSED SURVEYOR UTILISING 'ISSUE FOR CONSTRUCTION' DIGITAL FILES. LEVELS TO BE VERIFIED AGAINST THE 'ISSUE FOR CONSTRUCTION' DRAWINGS.
- ALL DIMENSIONS ARE IN MM. DO NOT SCALE OFF DRAWINGS.
- THE CONTRACTOR IS TO PROVIDE SHOP DRAWINGS (CAD DRAFTED TO SCALE WITH ADEQUATE NOTES AND DIMENSIONS FOR REVIEW AND FABRICATION) TO THE MANAGING CONTRACTOR FOR REVIEW PRIOR TO FABRICATION. FIXING AND FASTENING SELECTIONS ARE TO BE CONFIRMED VIA THE SHOP DRAWING PROCESS IN ACCORDANCE WITH THE AESTHETIC AND STRUCTURAL REQUIREMENTS OF THE DESIGN DOCUMENTATION.
- WHERE STRUCTURAL FIXINGS AND CONNECTIONS AND / OR THEIR SET-OUT HAVE NOT BEEN NOMINATED IN THE DOCUMENTATION, THE CONTRACTOR IS TO VERIFY SUITABLE SELECTIONS AND SET-OUT WITH THE MANAGING CONTRACTOR PRIOR TO FABRICATION.
- CONSTRUCTION WORKS SHALL ONLY BE UNDERTAKEN ON RECEIPT OF 'ISSUE FOR CONSTRUCTION' DOCUMENTATION.
- TREES IDENTIFIED FOR RETENTION IN THE DOCUMENTS SHALL BE PROTECTED FOR THE DURATION OF CONSTRUCTION WORKS IN ACCORDANCE WITH TREE PROTECTION SPECIFICATIONS. (NB: TREE SPECIFICATIONS ARE SUBJECT TO DEVELOPMENT AND CONFIRMATION IN THE NEXT DESIGN STAGE)
- ALL PAVED SURFACES ARE TO BE CONSTRUCTED IN COMPLIANCE WITH PROJECT 'DESIGN FOR DISABLED ACCESS' (DDA) REQUIREMENTS AND AS1428. DISCREPANCIES IN THE DOCUMENTATION PERTAINING TO PAVEMENT DESIGN AND DDA REQUIREMENTS ARE TO BE REFERRED TO THE MANAGING CONTRACTOR FOR RESOLUTION.
- ALL SURFACES SHALL BE FREE-DRAINING. THE CONTRACTOR SHALL ENSURE SURFACES GRADES FALL AWAY FROM BUILDINGS, STRUCTURES, FURNITURE, KERB RAMPS AND PATHS OF TRAVEL.
- SET-OUT AND SELECTION OF LIGHT FITTINGS ARE A WORK IN PROGRESS AND ARE NOT YET CAPTURED IN THE LANDSCAPE DOCUMENTATION FOR REFERENCE DESIGN. LIGHTING DETAILS WILL BE CONFIRMED IN THE NEXT PHASE OF DESIGN. IN THE INTERIM, PLEASE REFER TO PRELIMINARY LIGHTING STRATEGIES RD_LA_SK035 / RD_LA_SK038 FOR LIGHTING INTENT.
- UNIT PAVING HEADER COURSES ARE NOT SHOWN DISTINCTLY ON FINISHES PLANS, REFER MATERIAL SCHEDULE FOR REQUIREMENTS.
- REFER TO CIVIL ENGINEERS' DRAWINGS FOR ALL SURFACE LEVELS.
- REFER TO CIVIL ENGINEERS' DRAWINGS FOR ALL KERBS, ROAD PAVEMENTS, KERB RAMPS AND ASSOCIATED TACTILE INDICATOR PAVING.
- ALL FURNITURE IS PROPRIETARY SELECTION TO SUPPLIERS' DETAIL, REFER MATERIAL SCHEDULE FOR SELECTIONS.

PRELIMINARY ONLY

NOT FOR CONSTRUCTION

Model Rev:A10 Issued:12.11.21

A	12/11/21	Issue for 100% RD						
A04	04/11/21	Issue for RD	TCL	EL	SL	SL		
A03	30/09/21	Issue for IDC	TCL	EL	SL	SL		
A02	02/09/21	Issue for IDC	TCL	EL	SL	SL		
A01	04/08/21	Issue for 50% RD	TCL	EL	SL	SL		
REV	DATE	AMENDMENT			DSN	DRN	CHK	APP
ORIG SIZE	A1					This document must not be copied without PTA's written permission, and the contents thereof must not be imparted to a third party nor be used for any unauthorised purpose.		
			AT ORIGINAL PLOT SIZE					



REFERENCES

SCALE

1 : 100 (@ A1)

DATUM

HORIZONTAL: PCG2020

VERTICAL: AHD71

DESIGNED

UDLA & TCL

DRAWN

Enoch Liew

CHECKED

Scott Lang

APPROVED

Manoj Aravind

DATE

12/11/21



Government of Western Australia
Public Transport Authority

MORLEY ELLENBROOK LINE

NORANDA STATION - LANDSCAPING

LEGEND & NOTES

PTA Drawing No: 25-A-286-LA0002

Rev: A

PLANTING SCHEDULE

GARDEN BEDS: G1-00A, G2-00A, G3-00A			
SYM	BOTANICAL NAME	POT SIZE	TOTAL
Abd	Anigozanthos 'Bush Diamond'	200mm	TBA
Abf	Anigozanthos 'Bush Fire'	200mm	TBA
Abg	Anigozanthos 'Bush Gold'	200mm	TBA
Abp	Anigozanthos 'Bush Pearl'	200mm	TBA
Abv	Anigozanthos 'Bush Volcano'	200mm	TBA
Acu	Acacia cultriformis 'Cascade'	200mm	TBA
Ala	Acacia lasiocarpa 'Glow Wattle'	200mm	TBA
All	Anigozanthos Landscape Lilac'	200mm	TBA
Ama	Anigozanthos manglesii 'Royal Cheer'	200mm	TBA
Aor	Anigozanthos 'Orange Cross'	200mm	TBA
Asa	Acacia saligna 'Springtime Cascade'	200mm	TBA
Avi	Anigozanthos viridis 'Green Dragon'	200mm	TBA
Bas	Banksia ashbyii Dwarf Form	200mm	TBA
Bbl	Banksia blechnifolia	200mm	TBA
Bni	Banksia nivea	200mm	TBA
Bpe	Banksia petiolaris	200mm	TBA
Bre	Banksia repens	200mm	TBA
Bsp	Banksia spinulosa Cherry Candles	200mm	TBA
Cap	Chrysocephalum apiculatum 'Desert Flame'	200mm	TBA
Cca	Conostylis candicans	200mm	TBA
Ccr	Conospermum crassinervium	200mm	TBA
Cse	Conostylis setosa	200mm	TBA
Cvi	Carpobrotus virescens 'Aussie Rambler'	200mm	TBA
Dcl	Dianella 'Clarity Blue'	200mm	TBA
Dol	Darwinia oldfieldii	200mm	TBA
Dpi	Darwinia pinifolia	200mm	TBA
Ebl	Eremophila 'Blue Horizon'	200mm	TBA
Gju	Grevillea juniperina Gold Cluster	200mm	TBA
Gwi	Grevillea 'Winter Delight'	200mm	TBA
Hbu	Hakea Burrendong Beauty	200mm	TBA
Hco	Hardenbergia comptoniana	200mm	TBA
Hpu	Hemiandra pungens 'Alba'	200mm	TBA
Hsp	Haemodorum spicatum	200mm	TBA
Kpr	Kennedia prostrata	200mm	TBA
Lbr	Leucophyta brownii 'Silver Nugget'	200mm	TBA
Lca	Lepidosperma calcicola	200mm	TBA
Lev	Lomandra 'Evergreen Baby'	200mm	TBA
Lfl	Lomandra filiformus 'Savanna Blue'	200mm	TBA
Lfo	Lechenaultia formosa	200mm	TBA
Mpa	Myoporum parvifolium 'Fine Green'	200mm	TBA
Mpa	Lomandra filiformus Savanna Blue	200mm	TBA
Pfe	Pimelea ferruginea 'Pink Solitaire'	200mm	TBA
Poc	Patersonia occidentalis	200mm	TBA
Tmu	Thysanotus multiflorus	200mm	TBA
Tre	Templetonia refusa prostrate	200mm	TBA
Vmi	Verticordia mitchelliana	200mm	TBA
		Total	TBA

GARDEN BED: G4-00A			
SYM	BOTANICAL NAME	POT SIZE	TOTAL
Asc	Astartea scoparia	Tubestock	TBA
Bju	Baumea juncea	Tubestock	TBA
Bru	Baumea rubignosa	Tubestock	TBA
Cfa	Carex fascicularis	Tubestock	TBA
Cgy	Cyperus gymnocaulos	Tubestock	TBA
Chi	Calothamnus hirsutus	Tubestock	TBA
Cqu	Calothamnus quadrifidus Little Ripper	Tubestock	TBA
Cst	Conospermum stoechadis	Tubestock	TBA
Fno	Ficinia nodosa	Tubestock	TBA
Gqu	Grevillea quercifolia	Tubestock	TBA
Hpr	Hakea prostrata	Tubestock	TBA
Jkr	Juncus kraussii	Tubestock	TBA
Jsu	Juncus subsecundus	Tubestock	TBA
Lca	Lepidosperma calcicola	Tubestock	TBA
Lgl	Lepidosperma gladiatum	Tubestock	TBA
Lsq	Lepidosperma squamatum	Tubestock	TBA
Min	Melaleuca incanca	Tubestock	TBA
Mla	Melaleuca lateritia	Tubestock	TBA
Mpa	Melaleuca pauciflora	Tubestock	TBA
Msc	Melaleuca scabra	Tubestock	TBA
Msc	Meeboldina scariosa	Tubestock	TBA
Mse	Melaleuca seriata	Tubestock	TBA
Mth	Melaleuca thymifolia White Lace	Tubestock	TBA
Mty	Melaleuca thymoides	Tubestock	TBA
		Total	TBA

GARDEN BED: G7-00A			
SYM	BOTANICAL NAME	POT SIZE	TOTAL
Ala	Acacia lasiocarpa Glow Wattle	Tubestock	TBA
Asa	Acacia saligna Springtime Cascade	Tubestock	TBA
Ama	Anigozanthos manglesii	Tubestock	TBA
Bbl	Banksia blechnifolia	Tubestock	TBA
Bni	Banksia nivea	Tubestock	TBA
Bre	Banksia repens	Tubestock	TBA
Cvi	Carpobrotus virescens	Tubestock	TBA
Ccr	Chorizema cordatum	Tubestock	TBA
Cac	Conostylis aculeata	Tubestock	TBA
Cco	Conostylis candicans	Tubestock	TBA
Cse	Conostylis setosa	Tubestock	TBA
Dre	Dianella revoluta	Tubestock	TBA
Ega	Eremophila glabra	Tubestock	TBA
Gqu	Grevillea quercifolia	Tubestock	TBA
Hco	Hardenbergia comptoniana	Tubestock	TBA
Hpu	Hemiandra pungens	Tubestock	TBA
Kco	Kennedia coccinea	Tubestock	TBA
Kpr	Kennedia prostrata	Tubestock	TBA
Mco	Melaleuca conothamnoides	Tubestock	TBA
Mhe	Melaleuca heugelii Prostrate	Tubestock	TBA
Mse	Melaleuca seriata	Tubestock	TBA
Mth	Melaleuca thymifolia White Lace	Tubestock	TBA
Mtr	Melaleuca trichophylla	Tubestock	TBA
Mpa	Myoporum parvifolium Fine Leaf	Tubestock	TBA
Oax	Olearia axilaris Little Smokie	Tubestock	TBA
Poc	Patersonia occidentalis	Tubestock	TBA
Tmu	Thysanotus multiflorus	Tubestock	TBA
		Total	TBA

TREES			
SYM	BOTANICAL NAME	POT SIZE	TOTAL
Bag	Banksia grandis	TBA	TBA
Baa	Banksia ashbyii	TBA	TBA
Bac	Banksia coccinea	TBA	TBA
Bin	Banksia integrifolia	TBA	TBA
Bal	Banksia littoralis	TBA	TBA
Bam	Banksia menziesii	TBA	TBA
Bap	Banksia priornotes	TBA	TBA
Coc	Corymbia calophylla	TBA	TBA
Eux	Eucalyptus caesia Gungurru Gungurru	TBA	TBA
Eue	Eucalyptus erythrocorys	TBA	TBA
Eua	Eucalyptus erythronema	TBA	TBA
Euf	Eucalyptus forrestiana	TBA	TBA
Eug	Eucalyptus gomphocephala	TBA	TBA
Eum	Eucalyptus macrocarpa	TBA	TBA
Euo	Eucalyptus orbifolia	TBA	TBA
Eur	Eucalyptus rudis	TBA	TBA
Eus	Eucalyptus sepulcralis	TBA	TBA
Euy	Eucalyptus synandra	TBA	TBA
Eut	Eucalyptus todtiana	TBA	TBA
Euo	Eucalyptus torquata	TBA	TBA
Euw	Eucalyptus wandoo	TBA	TBA
Eub	Eucalyptus websteriana	TBA	TBA
Hab	Hakea bucculenta	TBA	TBA
Haf	Hakea francisiana	TBA	TBA
Hal	Hakea laurina	TBA	TBA
Hap	Hakea petiolaris	TBA	TBA
Mec	Melaleuca cuticularis	TBA	TBA
Mel	Melaleuca leucadendra	TBA	TBA
Mep	Melaleuca preissiana	TBA	TBA
Meq	Melaleuca quinquenervia	TBA	TBA
Mer	Melaleuca raphiophylla	TBA	TBA
		Total	TBA

PALMS			
SYM	BOTANICAL NAME	POT SIZE	TOTAL
Ara	Archontophoenix Alexandrae	TBA	TBA
Arc	Archontophoenix Cunninghamiana	TBA	TBA
Lia	Livistona Australia	TBA	TBA
Ror	Roystonea Regia	TBA	TBA
		Total	TBA

PRELIMINARY ONLY

NOT FOR CONSTRUCTION

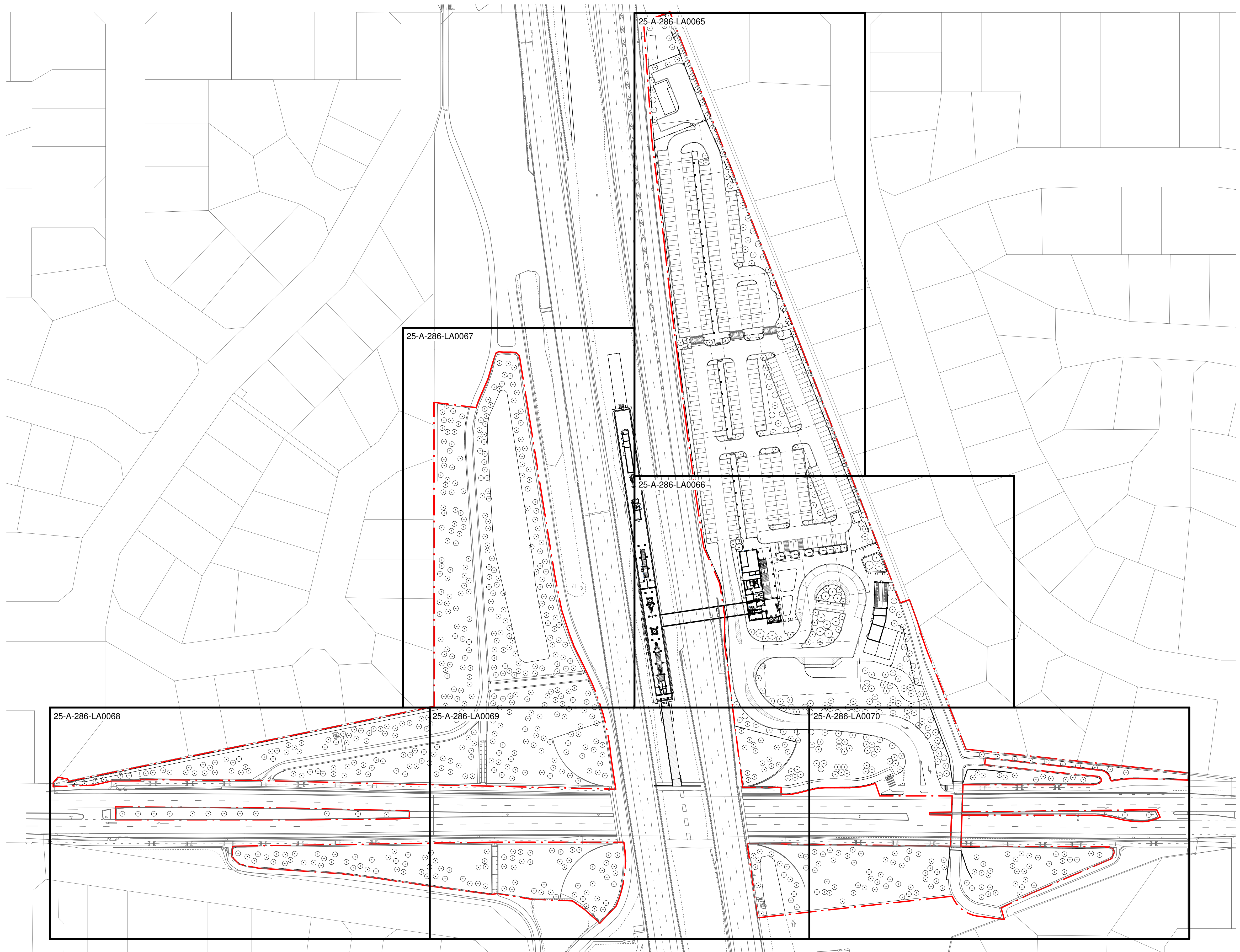

Model Rev:A10 Issued:12.11.21

A	12/11/21	Issue for 100% RD		TCL	EL	SL	SL
A04	04/11/21	Issue for RD		TCL	EL	SL	SL
REV	DATE	AMENDMENT		DSN	DRN	CHK	APP
ORIG SIZE							
A1							
0 10 20 30 40 50 100mm				This document must not be copied without PTA's written permission, and the contents thereof must not be imparted to a third party nor be used for any unauthorised purpose.			
AT ORIGINAL PLOT SIZE							



REFERENCES		SCALE	DESIGNED	UDLA & TCL
		(@ A1)	DRAWN	Enoch Liew
		DATUM	CHECKED	Scott Lang
		HORIZONTAL: PCG2020	APPROVED	Manoj Aravind
		VERTICAL: AHD71	DATE	12/11/21

MORLEY ELLENBROOK LINE	
NORANDA STATION - LANDSCAPING SCHEDULES	
PTA Drawing No: 25-A-286-LA0006	Rev: A



1 25-A-286-LA0010
1 : 1000

PRELIMINARY ONLY
NOT FOR CONSTRUCTION

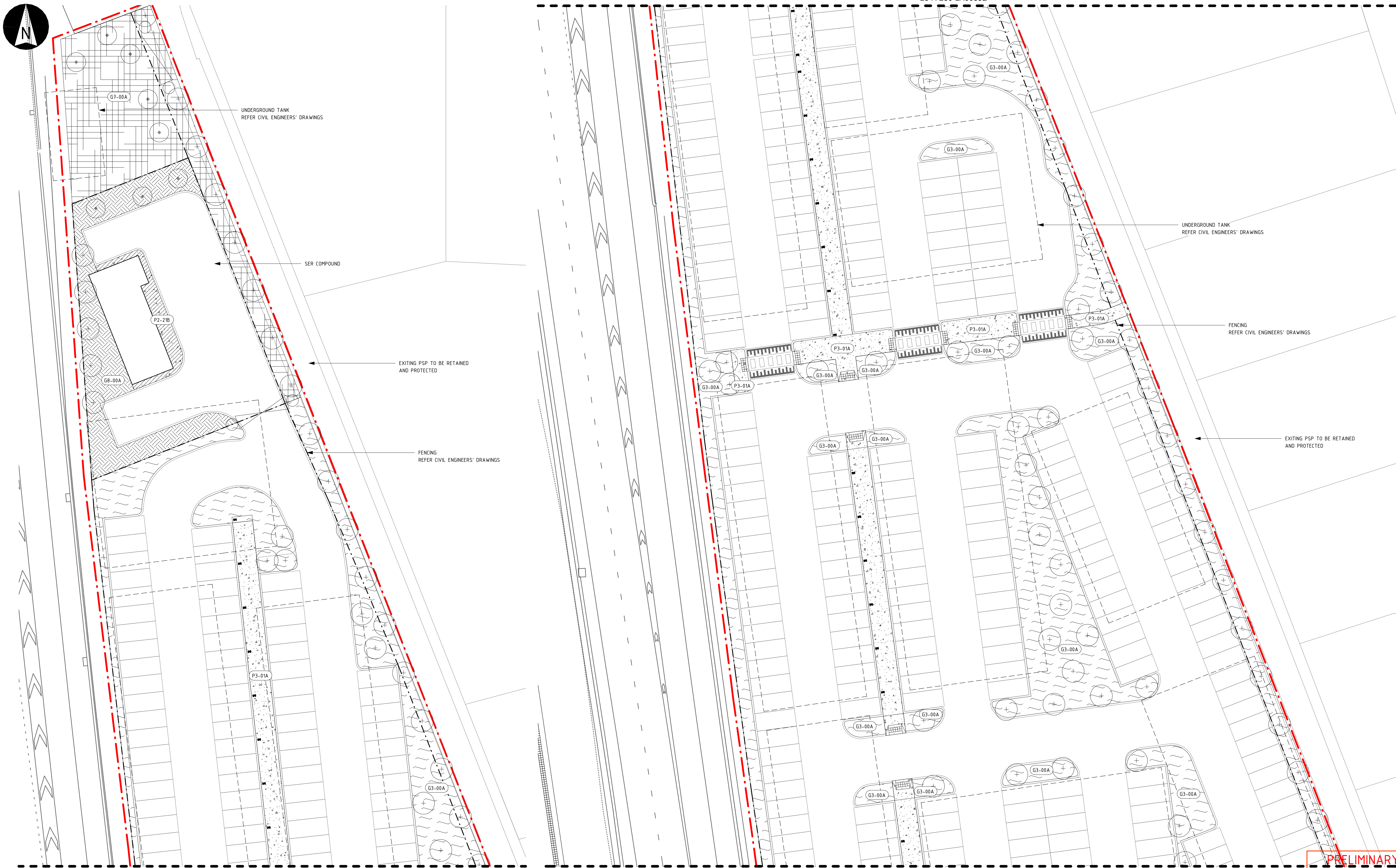
Model Rev:A10 Issued:12.11.21

REV	DATE	AMENDMENT	DSN	DRN	CHK	APP
A	12/11/21	Issue for 100% RD	TCL	EL	SL	SL
A04	04/11/21	Issue for RD	TCL	EL	SL	SL
A03	30/09/21	Issue for IDC	TCL	EL	SL	SL
A02	02/09/21	Issue for IDC	TCL	EL	SL	SL
A01	04/08/21	Issue for 50% RD	TCL	EL	SL	SL
ORIG SIZE	A1	AT ORIGINAL PLOT SIZE				



REFERENCES	SCALE	DESIGNED
	1 : 1000 (@ A1)	UDLA & TCL
		DRAWN Enoch Liew
		CHECKED Scott Lang
		APPROVED Manoj Aravind
		DATE 12/11/21

Government of Western Australia Public Transport Authority	MORLEY ELLENBROOK LINE
NORANDA STATION - LANDSCAPING LANDSCAPE SITE PLAN	
PTA Drawing No: 25-A-286-LA0010	Rev: A

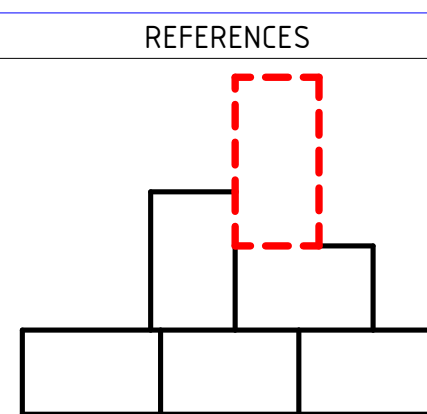


PRELIMINARY ONLY
NOT FOR CONSTRUCTION

1 25-A-286-LA0065a
1 : 250

2 25-A-286-LA0065b
1 : 250

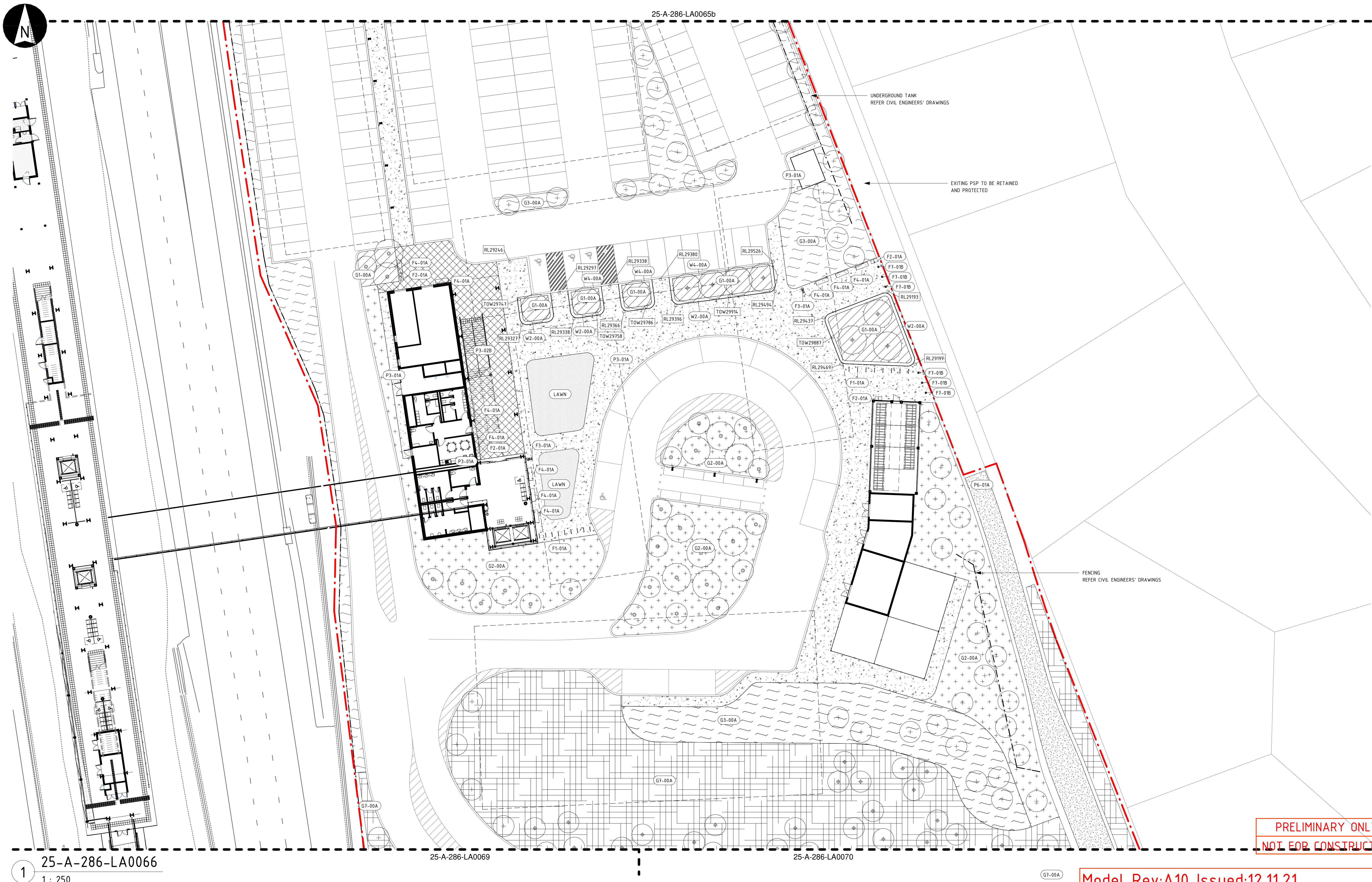
REV	DATE	AMENDMENT	DSN	DRN	CHK	APP
A	12/11/21	Issue for 100% RD	TCL	EL	SL	SL
A04	04/11/21	Issue for RD	TCL	EL	SL	SL
A03	30/09/21	Issue for IDC	TCL	EL	SL	SL
A02	02/09/21	Issue for IDC	TCL	EL	SL	SL
A01	04/08/21	Issue for 50% RD	TCL	EL	SL	SL
ORIG SIZE	AT ORIGINAL PLOT SIZE					
A1	This document must not be copied without PTA's written permission, and the contents thereof must not be imparted to a third party nor be used for any unauthorised purpose.					



REFERENCES	SCALE	DESIGNED
	1 : 250 (@ A1)	UDLA & TCL
		DRAWN Enoch Liew
		CHECKED Scott Lang
		APPROVED Manoj Aravind
		DATE 12/11/21

Model Rev:A10 Issued:12.11.21

	MORLEY ELLENBROOK LINE
NORANDA STATION - LANDSCAPING	
GENERAL ARRANGEMENT & FINISHES PLAN	
PTA Drawing No: 25-A-286-LA0065	Rev: A



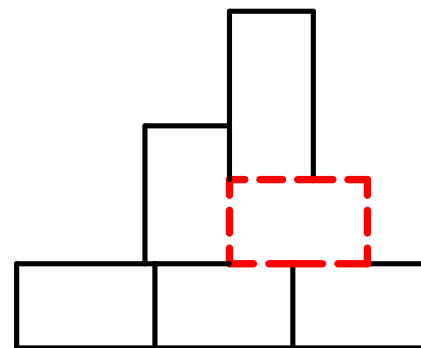
PRELIMINARY ONLY
NOT FOR CONSTRUCTION

Model Rev:A10 Issued:12.11.21

REV	DATE	AMENDMENT	DSN	DRN	CHK	APP
A	12/11/21	Issue for 100% RD	TCL	EL	SL	SL
A04	04/11/21	Issue for RD	TCL	EL	SL	SL
A03	30/09/21	Issue for IDC	TCL	EL	SL	SL
A02	02/09/21	Issue for IDC	TCL	EL	SL	SL
A01	04/08/21	Issue for 50% RD	TCL	EL	SL	SL
ORIG SIZE	AT ORIGINAL PLOT SIZE					
A1	1 : 250					



REFERENCES

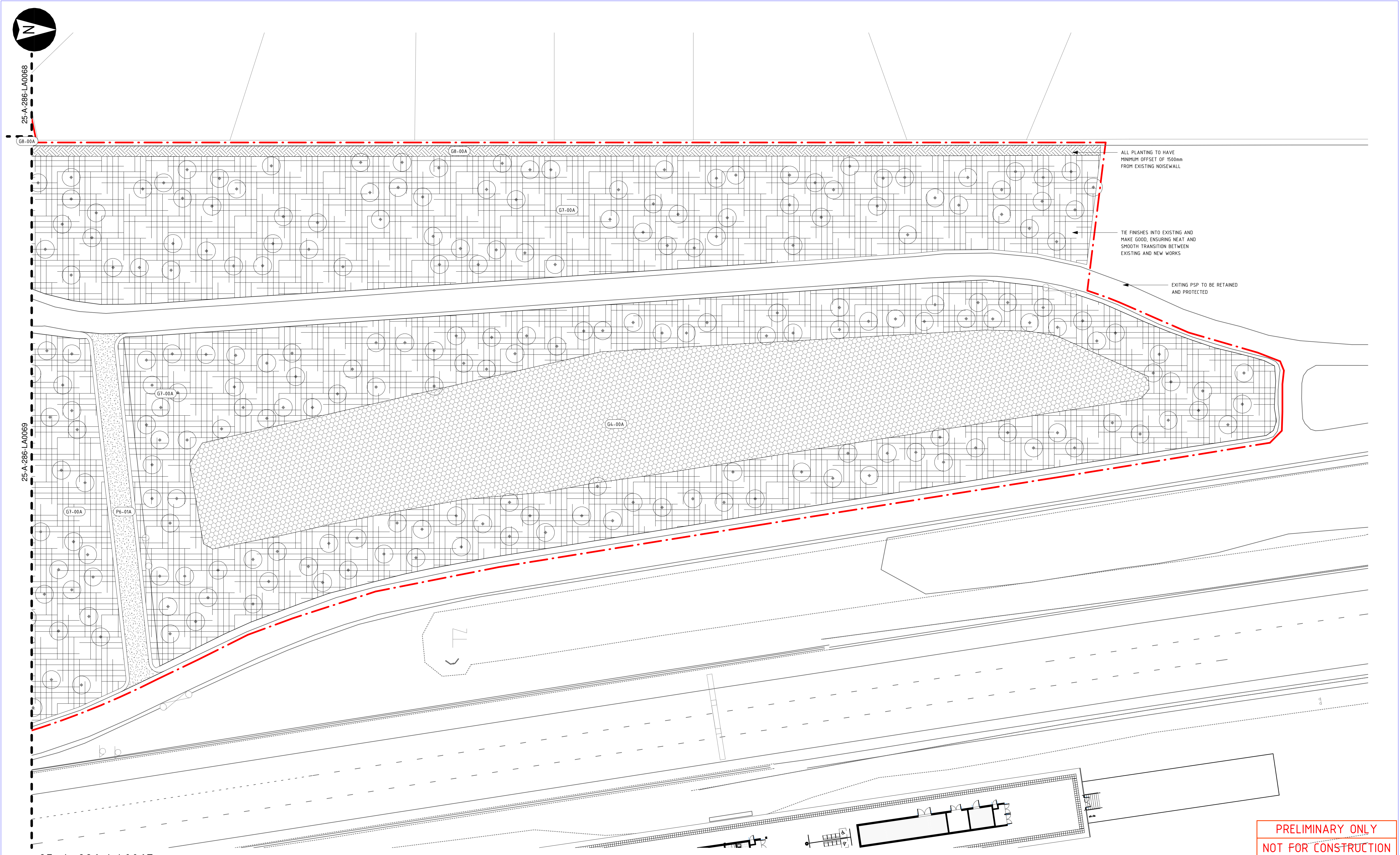


SCALE
1 : 250 (@ A1)

DATUM
HORIZONTAL: PCG2020
VERTICAL: AHD71

DESIGNED UDLA & TCL
DRAWN Enoch Liew
CHECKED Scott Lang
APPROVED Manoj Aravind
DATE 12/11/21

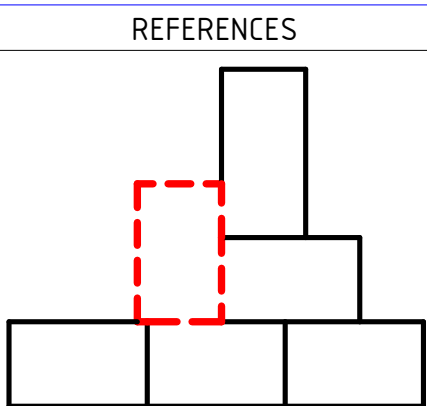
Government of Western Australia
Public Transport Authority
MORLEY ELLENBROOK LINE
NORANDA STATION - LANDSCAPING
GENERAL ARRANGEMENT & FINISHES PLAN
PTA Drawing No: 25-A-286-LA0066 Rev: A



PRELIMINARY ONLY
NOT FOR CONSTRUCTION

Model Rev:A10 Issued:12.11.21

REV	DATE	AMENDMENT	DSN	DRN	CHK	APP
A	12/11/21	Issue for 100% RD	TCL	EL	SL	SL
A04	04/11/21	Issue for RD	TCL	EL	SL	SL
A03	30/09/21	Issue for IDC	TCL	EL	SL	SL
A02	02/09/21	Issue for IDC	TCL	EL	SL	SL
A01	04/08/21	Issue for 50% RD	TCL	EL	SL	SL
ORIG SIZE	A1	AT ORIGINAL PLOT SIZE				



SCALE
1 : 250 (@ A1)

DATUM
HORIZONTAL: PCG2020
VERTICAL: AHD71

DESIGNED UDLA & TCL
DRAWN Enoch Liew
CHECKED Scott Lang
APPROVED Manoj Aravind
DATE 12/11/21

Government of Western Australia
Public Transport Authority

MORLEY ELLENBROOK LINE

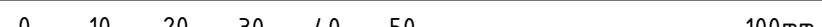
NORANDA STATION - LANDSCAPING
GENERAL ARRANGEMENT & FINISHES PLAN

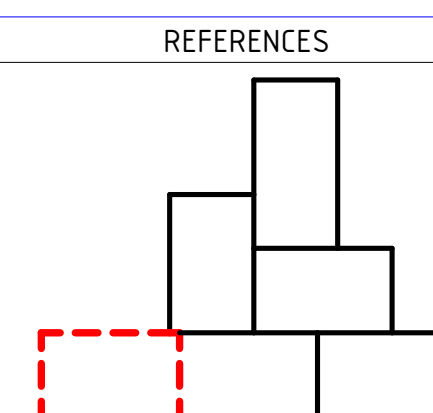
PTA Drawing No: 25-A-286-LA0067 Rev: A



PRELIMINARY ONLY
NOT FOR CONSTRUCTION

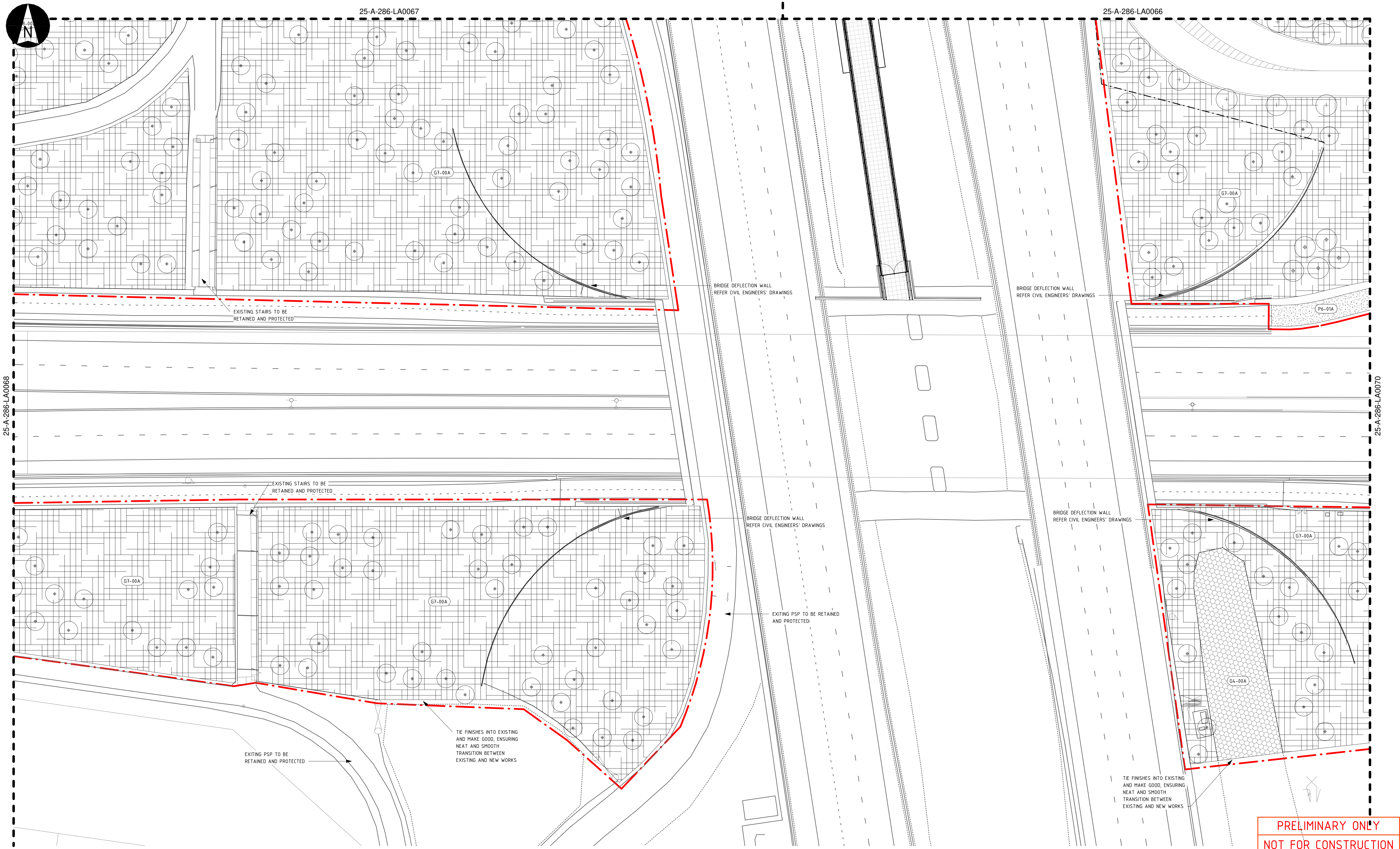
 Government of Western Australia Public Transport Authority	MORLEY ELLENBROOK LINE	
	NORANDA STATION - LANDSCAPING GENERAL ARRANGEMENT & FINISHES PLAN	
PTA Drawing No:	25-A-286-LA0068	Rev: A

A	12/11/21	Issue for 100% RD				TCL	EL	SL	SL
A04	04/11/21	Issue for RD				TCL	EL	SL	SL
A03	30/09/21	Issue for IDC				TCL	EL	SL	SL
A02	02/09/21	Issue for IDC				TCL	EL	SL	SL
A01	04/08/21	Issue for 50% RD				TCL	EL	SL	SL
REV	DATE	AMENDMENT				DSN	DRN	CHK	APP
ORIG SIZE						This document must not be copied without PTA's written permission, and the contents thereof must not be imparted to a third party nor be used for any unauthorised purpose.			
A1		AT ORIGINAL PLOT SIZE							



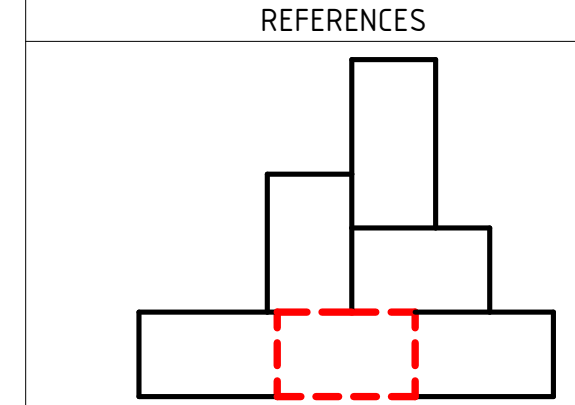
SCALE	1 : 250	(@ A1)
DATUM	HORIZONTAL: PCG2020 VERTICAL: AHD71	

DESIGNED	UDLA & TCL
DRAWN	Enoch Liew
CHECKED	Scott Lang
APPROVED	Manoj Aravind
DATE	12/11/21



1 25-A-286-LA0069
1 : 250

REV	DATE	AMENDMENT	DSN	DRN	CHK	APP
A	12/11/21	Issue for 100% RD	TCL	EL	SL	SL
A04	04/11/21	Issue for RD	TCL	EL	SL	SL
A03	30/09/21	Issue for IDC	TCL	EL	SL	SL
A02	02/09/21	Issue for IDC	TCL	EL	SL	SL
A01	04/08/21	Issue for 50% RD	TCL	EL	SL	SL
ORIG SIZE	AT ORIGINAL PLOT SIZE					
A1	This document must not be copied without PTA's written permission, and the contents thereof must not be imparted to a third party nor be used for any unauthorised purpose.					

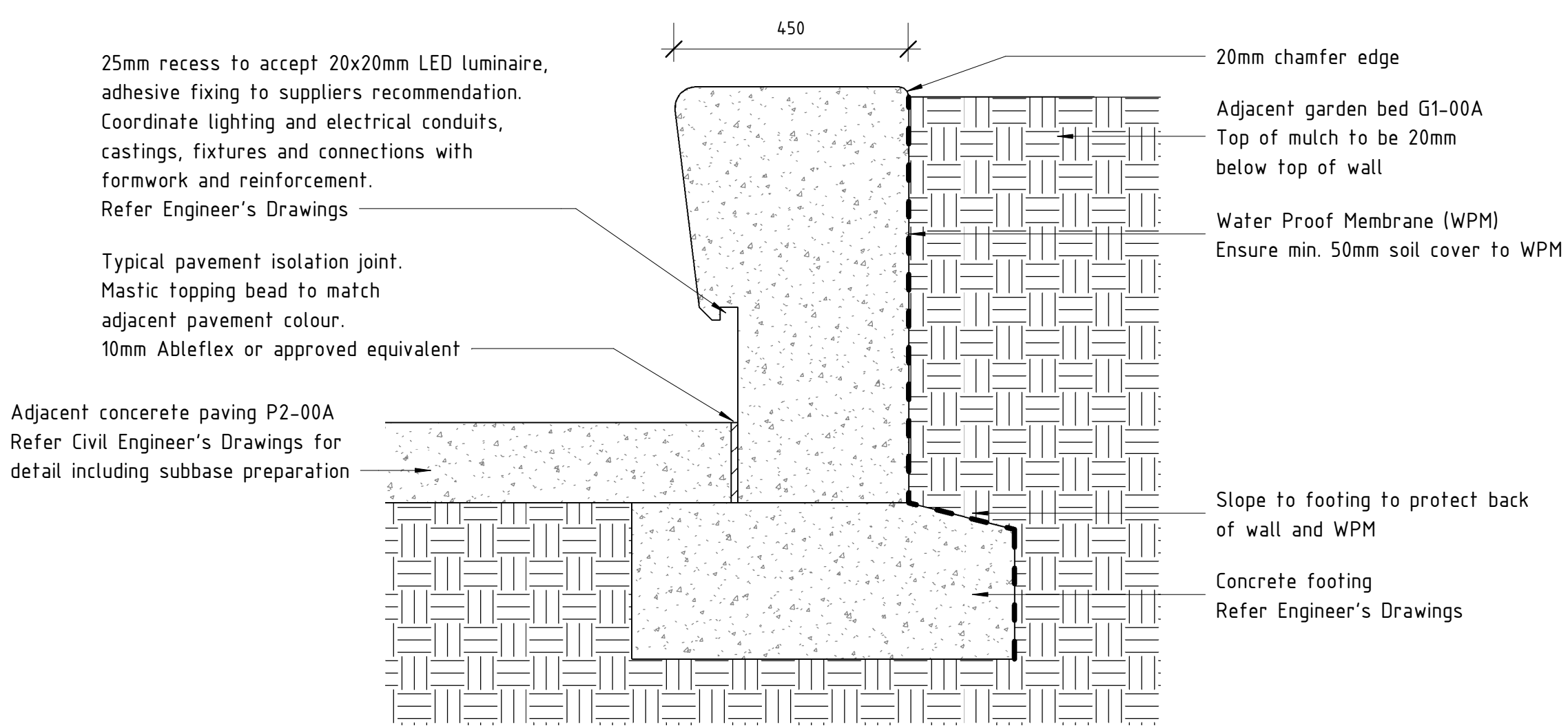


SCALE
1 : 250 (@ A1)
DATUM
HORIZONTAL: PCG2020
VERTICAL: AHD71

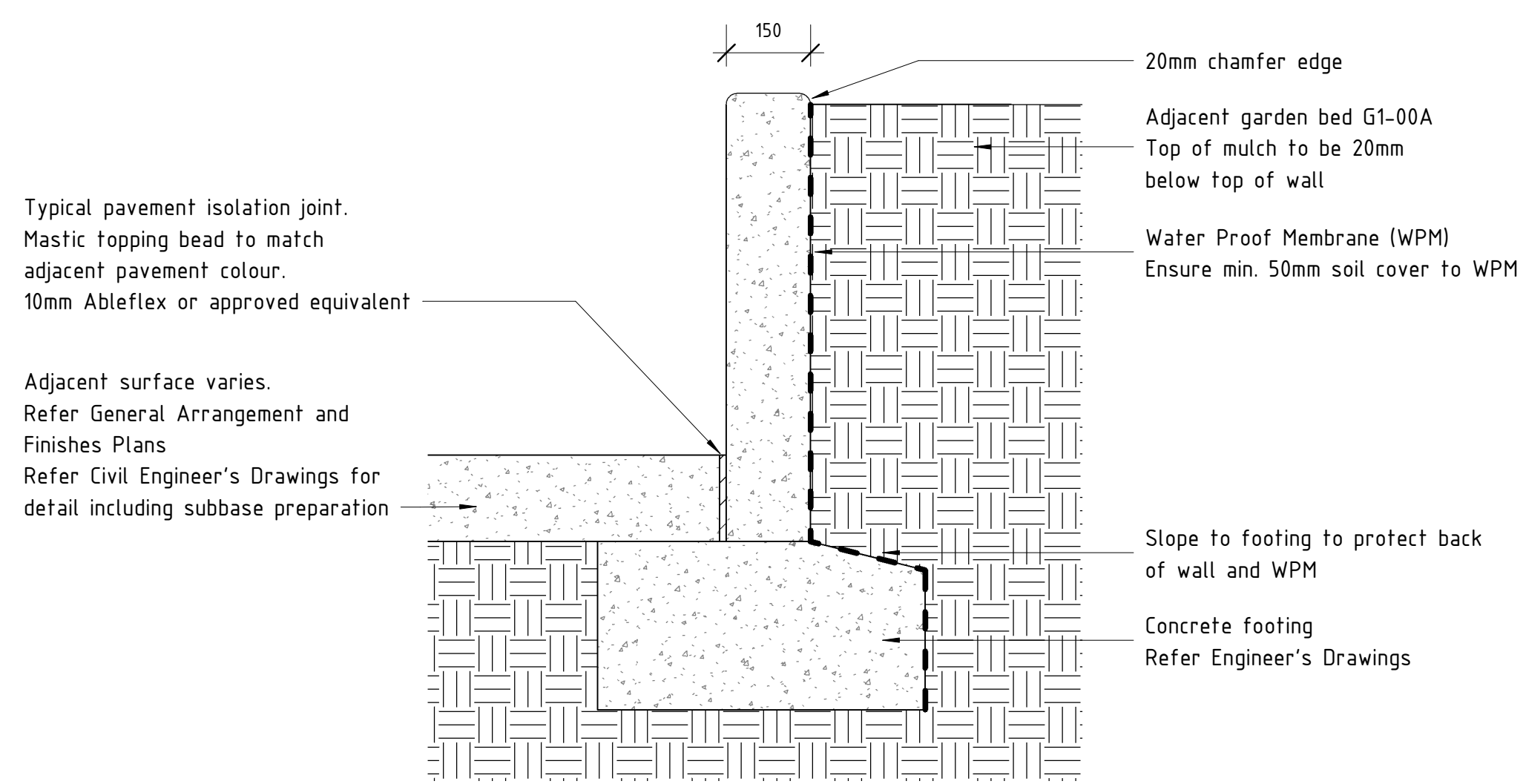
DESIGNED UDLA & TCL
DRAWN Enoch Liew
CHECKED Scott Lang
APPROVED Manoj Aravind
DATE 12/11/21

Model Rev:A10 Issued:12.11.21

	MORLEY ELLENBROOK LINE
NORANDA STATION - LANDSCAPING	
GENERAL ARRANGEMENT & FINISHES PLAN	
PTA Drawing No: 25-A-286-LA0069	Rev: A



1 W2-00A
1 : 10



2 W4-00A
1 : 10

PRELIMINARY ONLY
NOT FOR CONSTRUCTION

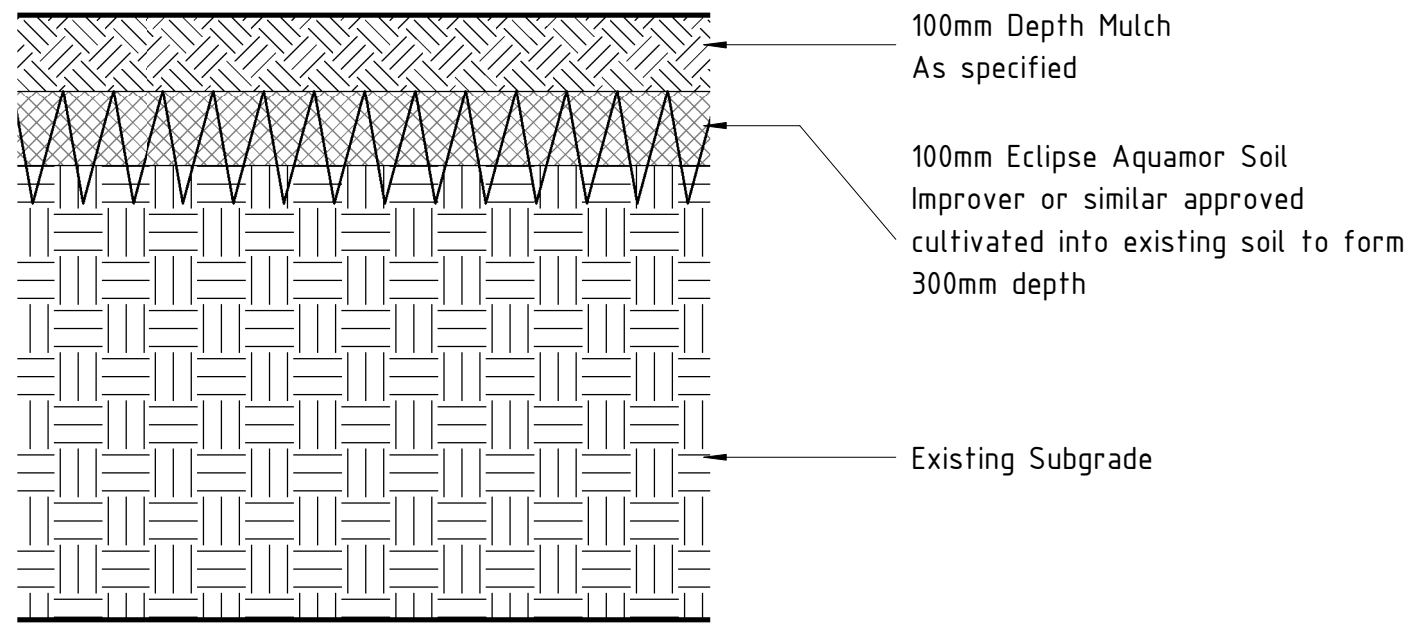
Model Rev:A10 Issued:12.11.21

REV	DATE	AMENDMENT	DSN	DRN	CHK	APP
A	12/11/21	Issue for 100% RD	TCL	EL	SL	SL
A04	04/11/21	Issue for RD	TCL	EL	SL	SL
A03	30/09/21	Issue for IDC	TCL	EL	SL	SL
A02	02/09/21	Issue for IDC	TCL	EL	SL	SL
A01	04/08/21	Issue for 50% RD	TCL	EL	SL	SL
ORIG SIZE	A1	AT ORIGINAL PLOT SIZE				




REFERENCES	SCALE	DESIGNED
	1 : 10 (@ A1)	UDLA & TCL
		DRAWN Enoch Liew
		CHECKED Scott Lang
		APPROVED Manoj Aravind
		DATE 12/11/21

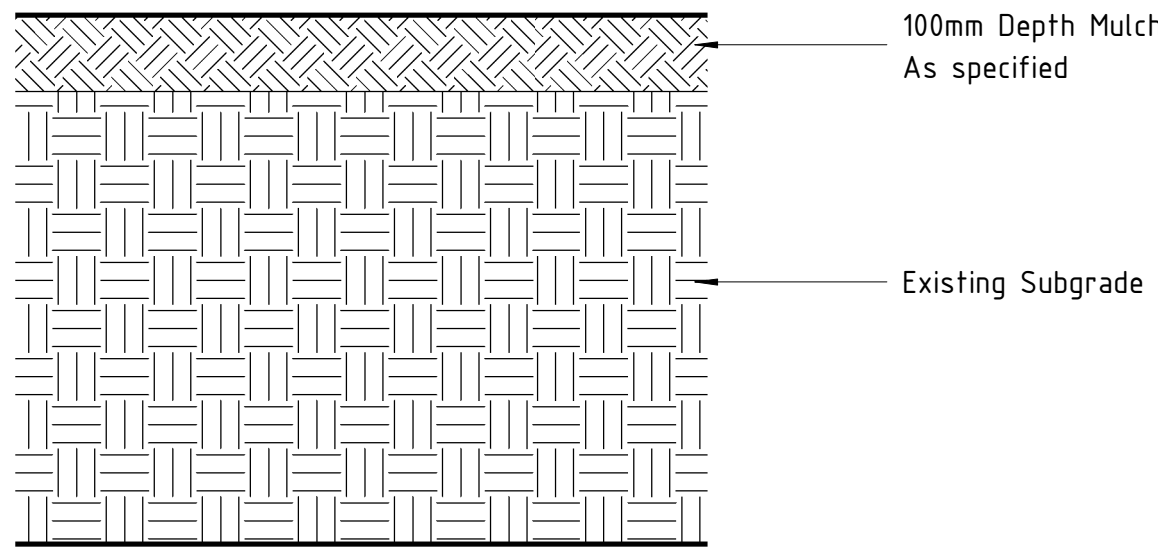
Government of Western Australia Public Transport Authority	MORLEY ELLENBROOK LINE
NORANDA STATION - LANDSCAPING LANDSCAPE DETAILS - HARDSCAPE	
PTA Drawing No: 25-A-286-LA0125	Rev: A



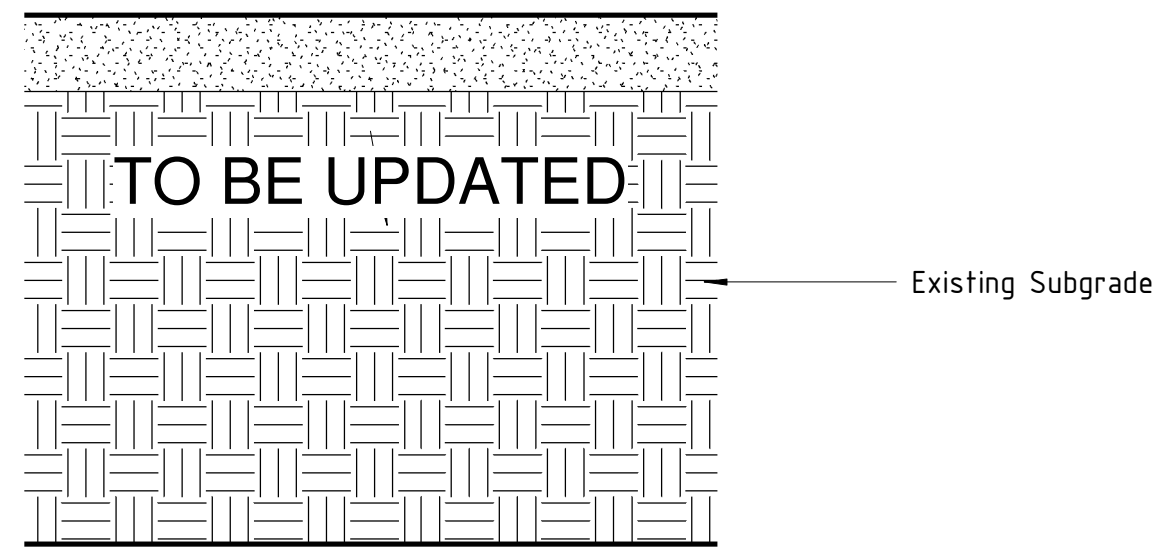
1 G1-00A, G2-00A, G3-00A
1 : 10



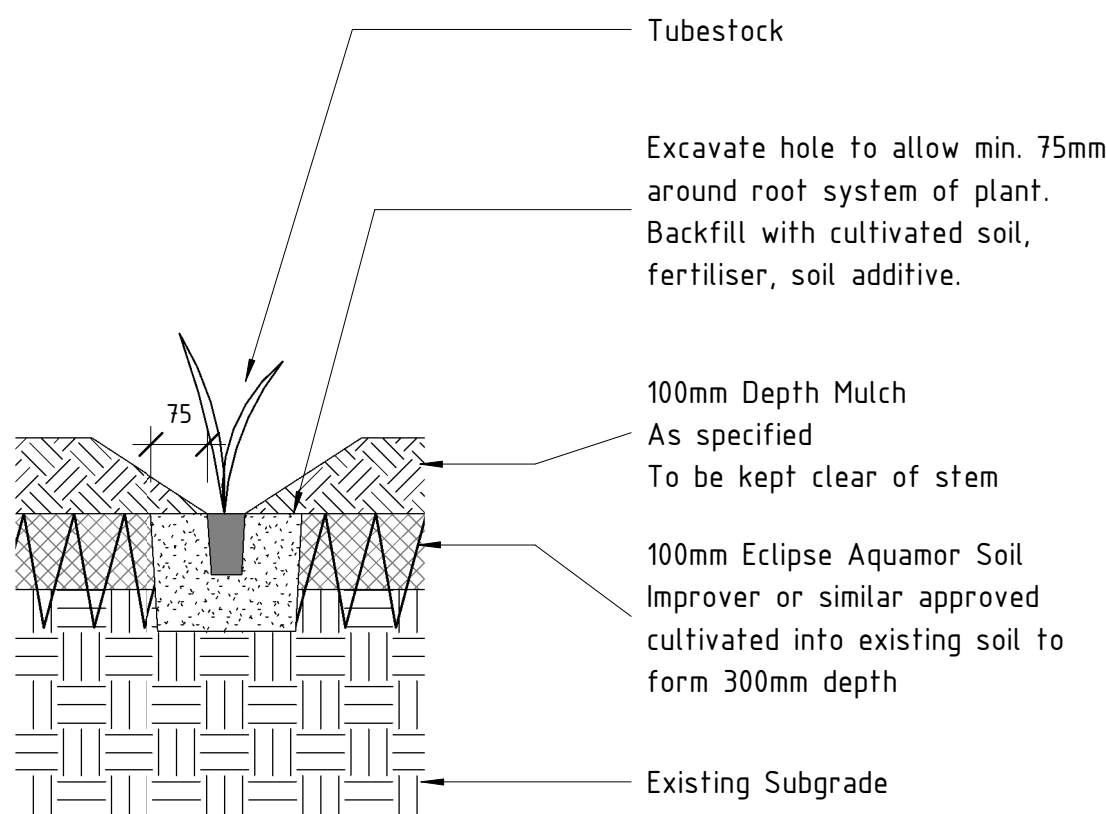
2 G4-00A
1 : 10



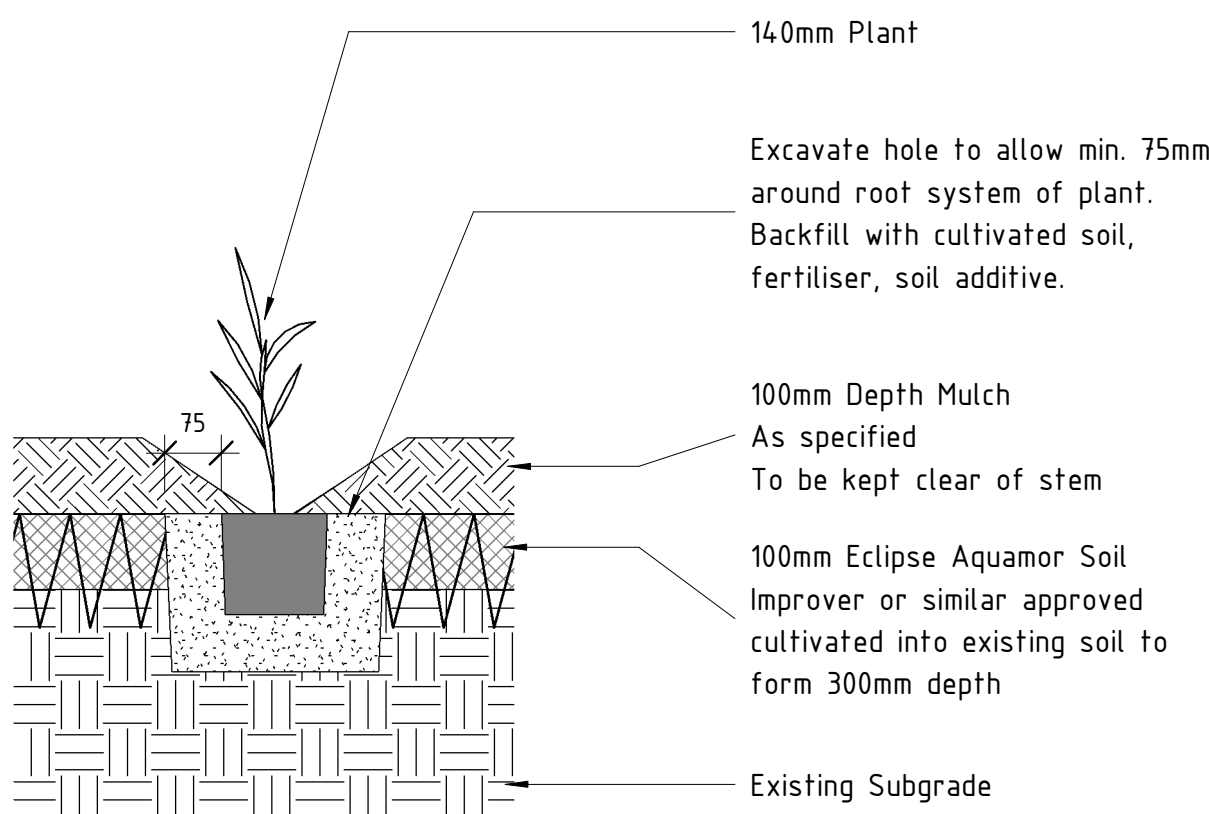
3 G7-00A, G8-00A
1 : 10



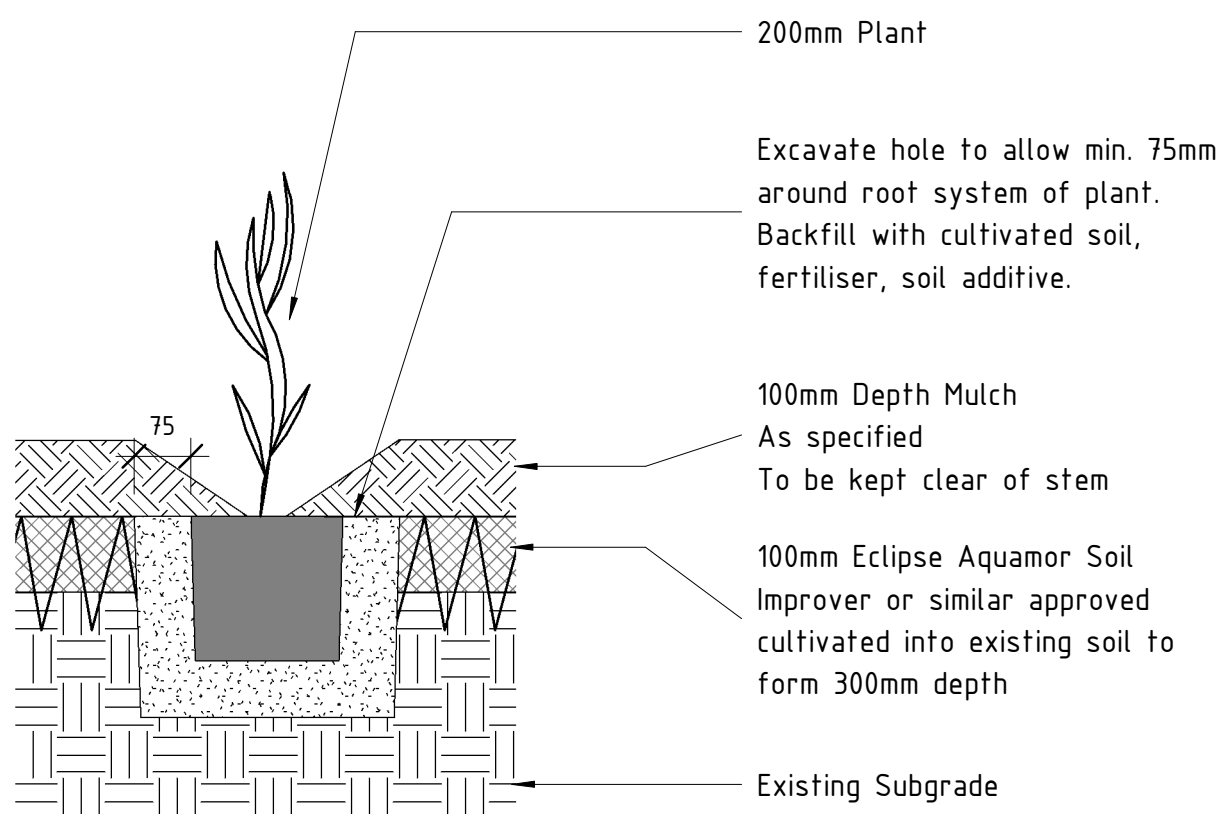
4 Lawn
1 : 10



5 50mm Tubestock
1 : 10



6 140mm Pot
1 : 10



7 200mm Pot
1 : 10

PRELIMINARY ONLY
NOT FOR CONSTRUCTION

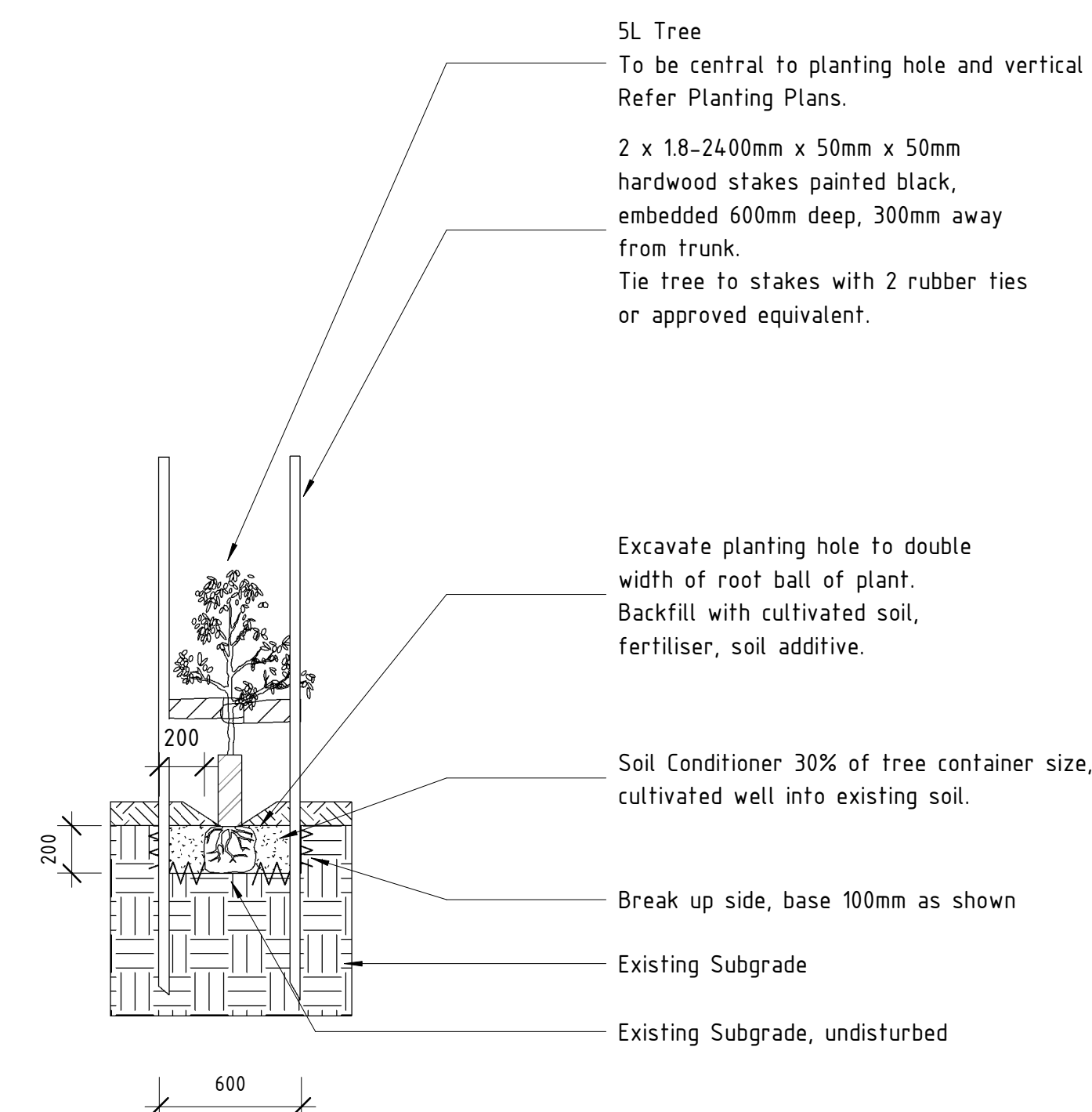
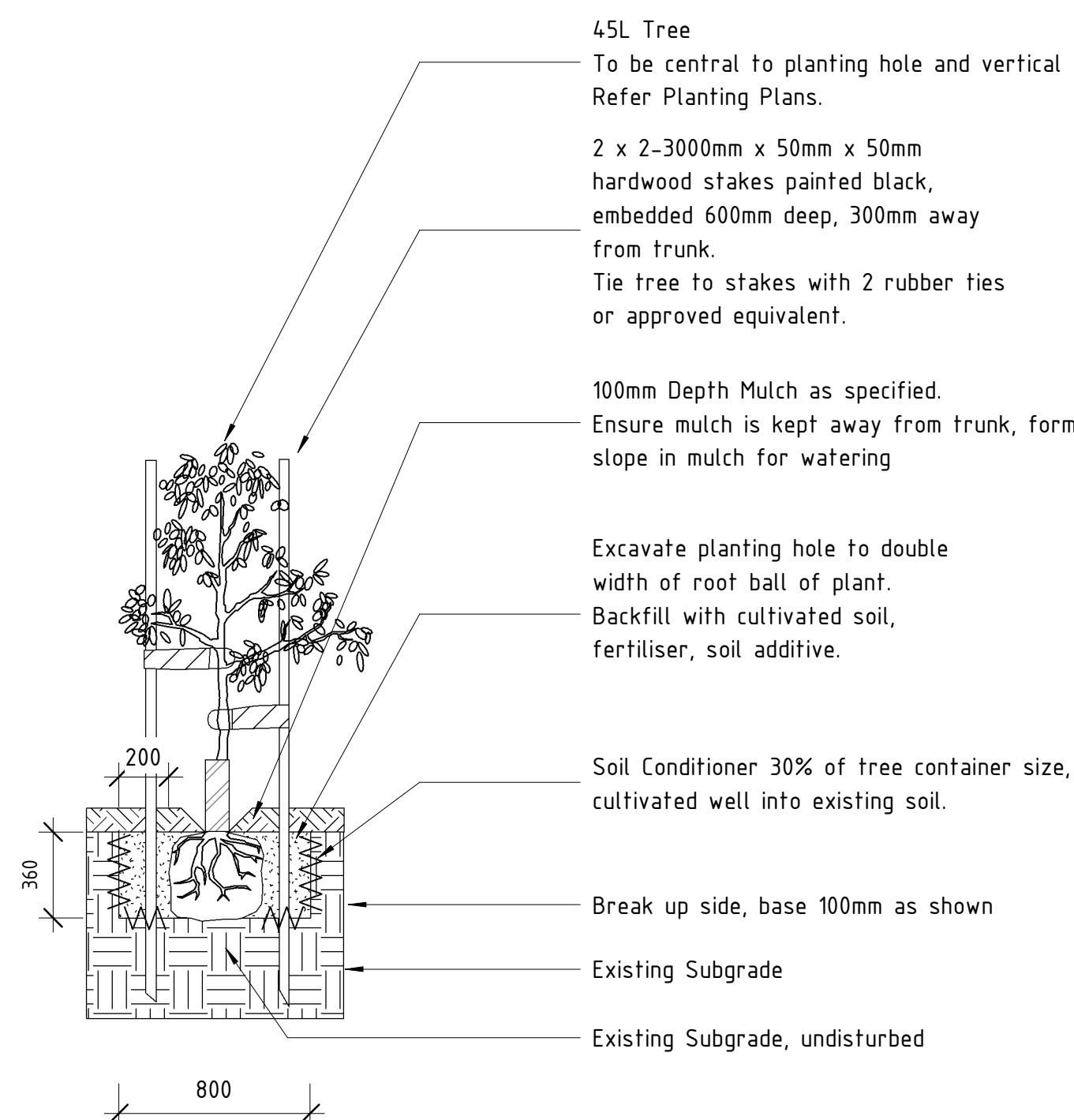
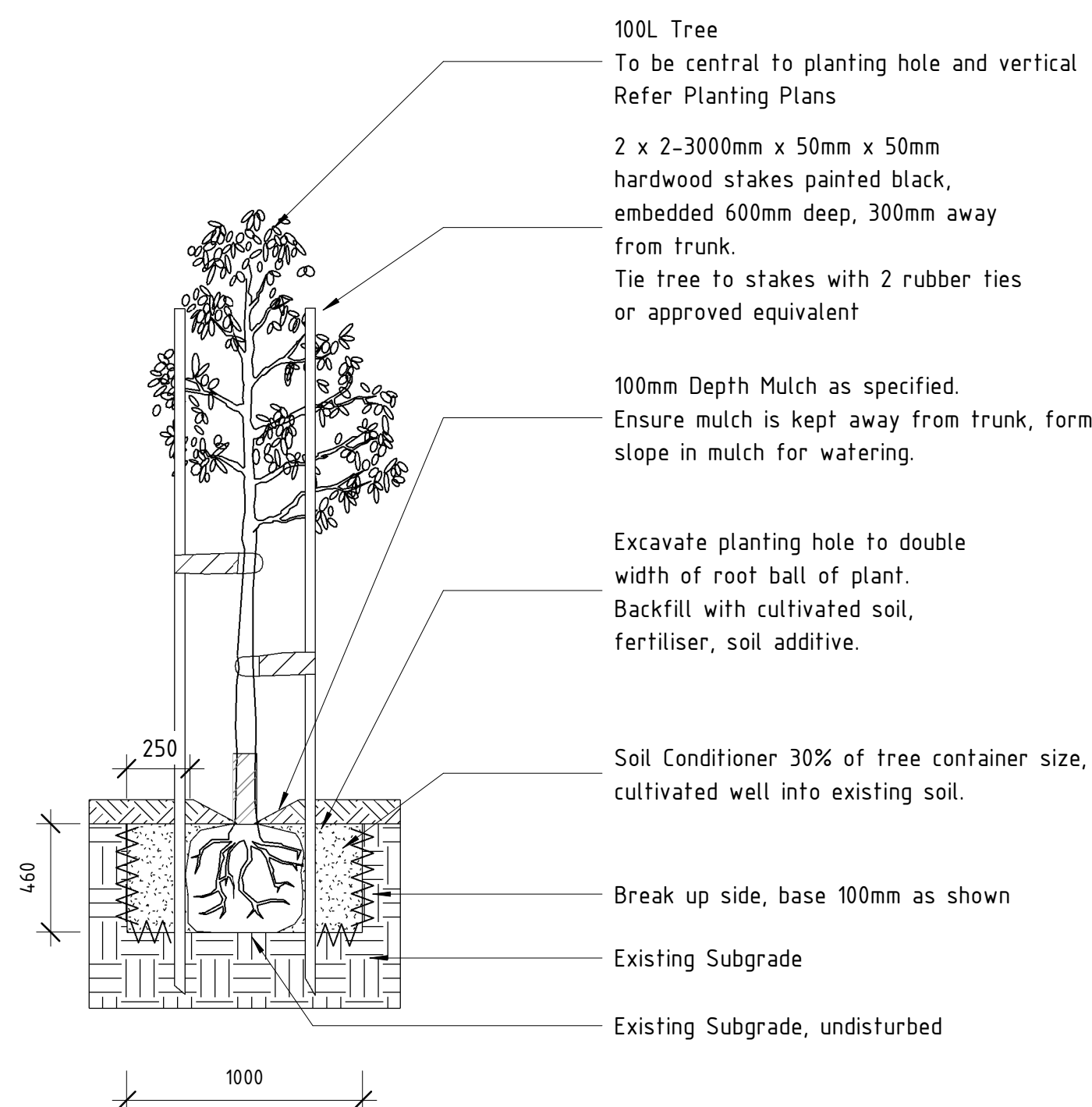
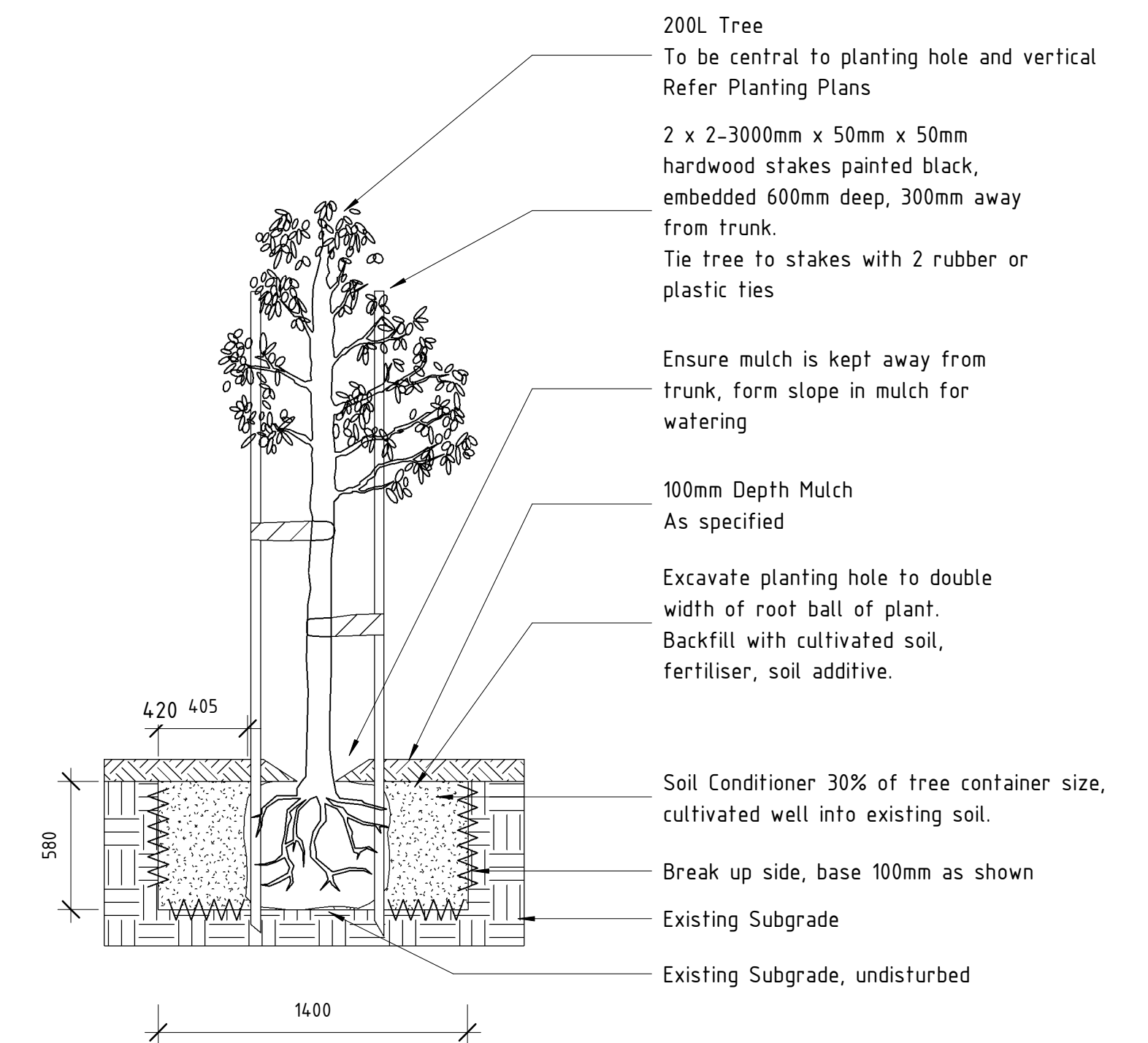
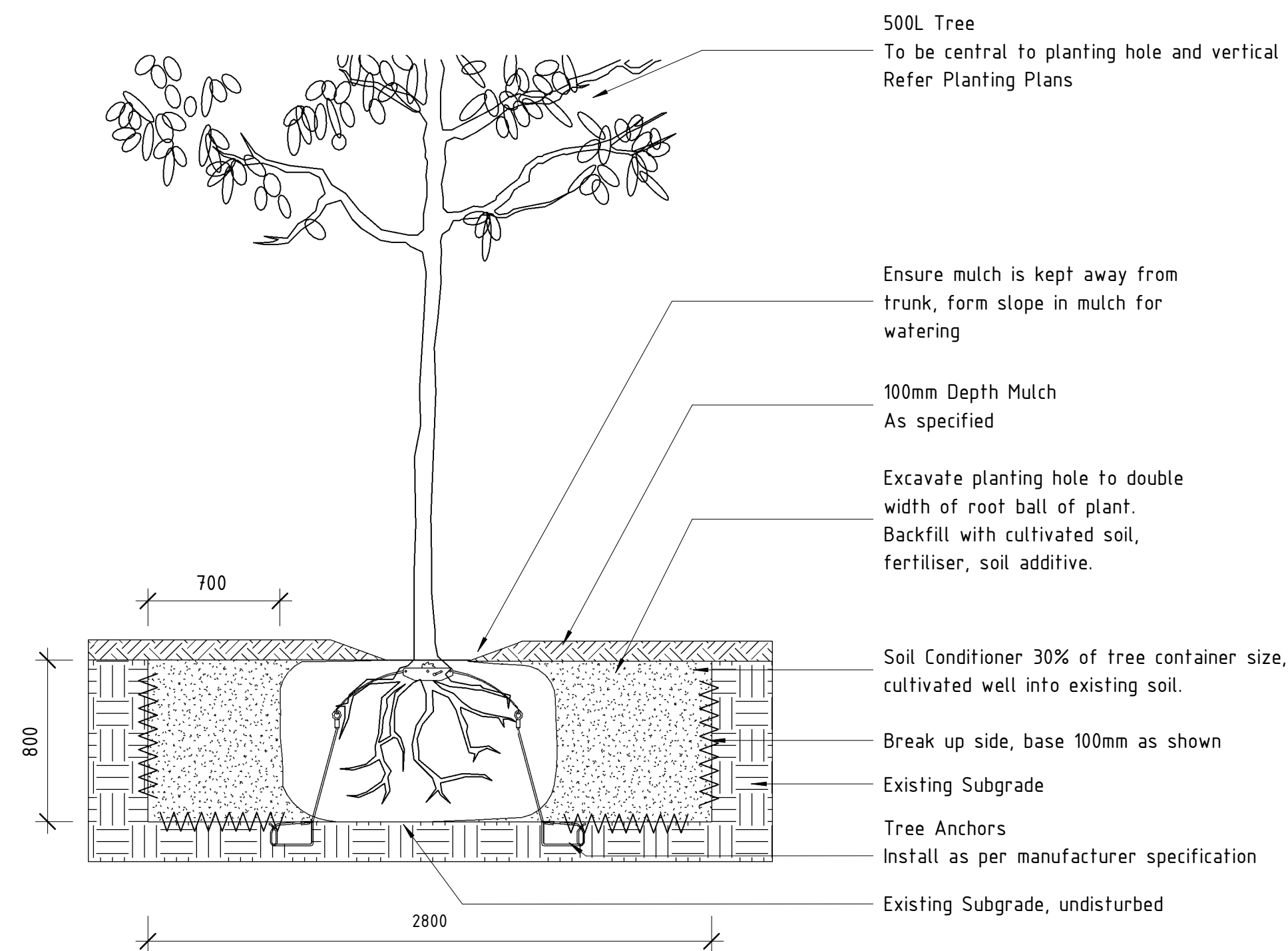
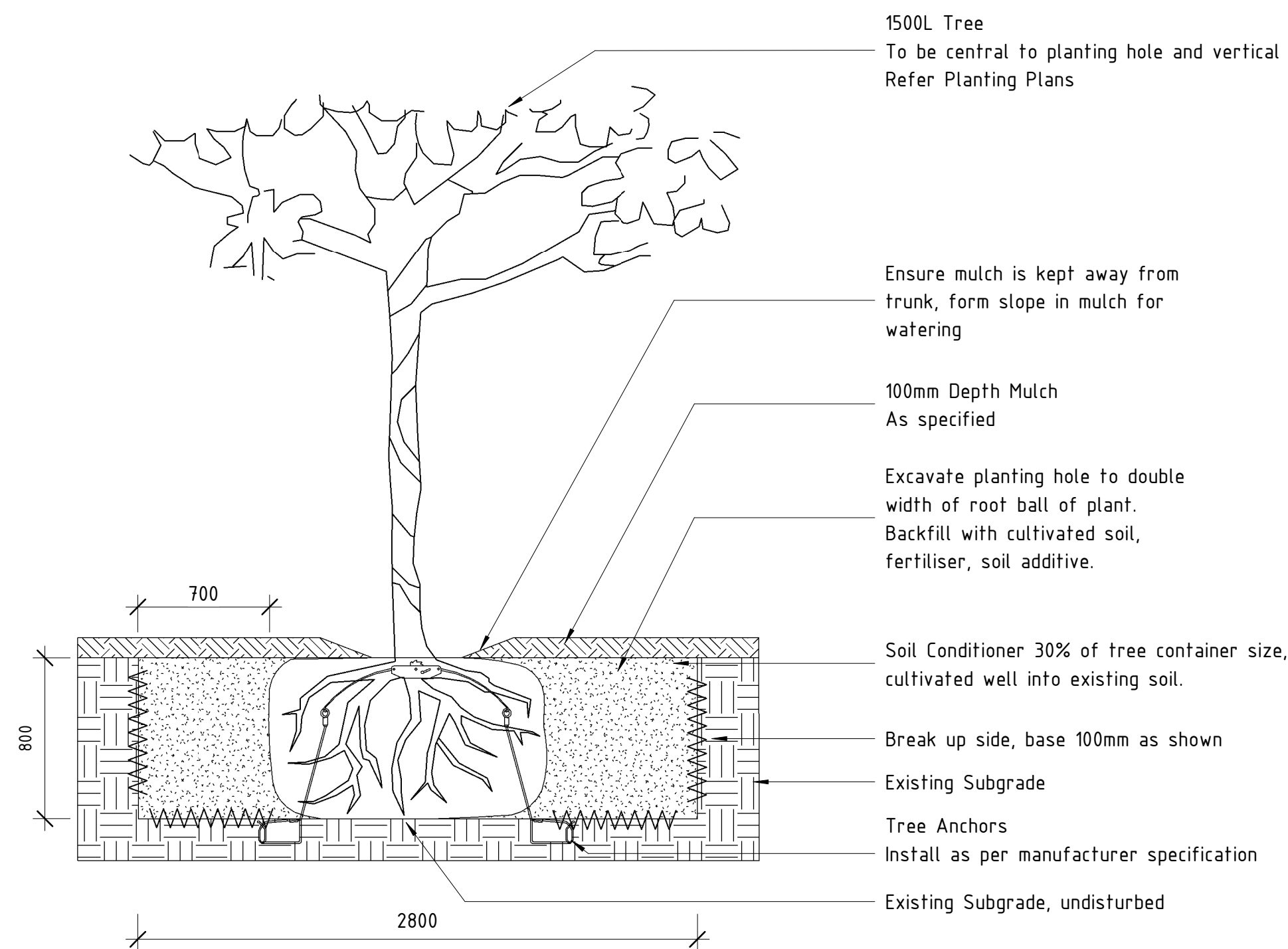
Model Rev:A10 Issued:12.11.21

REV	DATE	AMENDMENT	DSN	DRN	CHK	APP
A	12/11/21	Issue for 100% RD	TCL	EL	SL	SL
A04	04/11/21	Issue for RD	TCL	EL	SL	SL
A03	30/09/21	Issue for IDC	TCL	EL	SL	SL
A02	02/09/21	Issue for IDC	TCL	EL	SL	SL
A01	04/08/21	Issue for 50% RD	TCL	EL	SL	SL
ORIG SIZE	A1	AT ORIGINAL PLOT SIZE	This document must not be copied without PTA's written permission, and the contents thereof must not be imparted to a third party nor be used for any unauthorised purpose.			



REFERENCES	SCALE	DESIGNED
	1 : 10 (@ A1)	UDLA & TCL
		DRAWN Enoch Liew
		CHECKED Scott Lang
		APPROVED Manoj Aravind
		DATE 12/11/21

Government of Western Australia Public Transport Authority	MORLEY ELLENBROOK LINE
NORANDA STATION - LANDSCAPING LANDSCAPE DETAILS - SOFTSCAPE	
PTA Drawing No: 25-A-286-LA0128	Rev: A



PRELIMINARY ONLY
NOT FOR CONSTRUCTION

Model Rev:A10 Issued:12.11.21

A	12/11/21	Issue for 100% RD					TCL	EL	SL	SL
A04	04/11/21	Issue for RD					TCL	EL	SL	SL
A03	30/09/21	Issue for IDC					TCL	EL	SL	SL
A02	02/09/21	Issue for IDC					TCL	EL	SL	SL
A01	04/08/21	Issue for 50% RD					TCL	EL	SL	SL
REV	DATE	AMENDMENT					DSN	DRN	CHK	APP
ORIG SIZE	<div><div>01020304050100mm</div></div>					This document must not be copied without PTA's written permission, and the contents thereof must not be imparted to a third party nor be used for any unauthorised purpose.				
A1	AT ORIGINAL PLOT SIZE									










REFERENCES	SCALE	DESIGNED	UDLA & TCL
	1 : 25 (@ A1)	DRAWN	Enoch Liew
		CHECKED	Scott Lang
		APPROVED	Manoj Aravind
	DATUM		
	HORIZONTAL: PCG2020 VERTICAL: AHD71	DATE	12/11/21

 Government of Western Australia Public Transport Authority	MORLEY ELLENBROOK LINE	
	NORANDA STATION - LANDSCAPING LANDSCAPE DETAILS - SOFTSCAPE	
PTA Drawing No: 25-A-286-LA0129	Rev:	A








MORLEY ELLENBROOK LINE (MEL) - STATION & PRECINCT - ARCHITECTURAL MASTER MATERIALS SCHEDULE

DOC NO: MEL-MLCX-AR-SCH-00007						13/08/2021	
STATION: NORANDA STATION						REV - B02	
CODE	ITEM	LOCATION	DESCRIPTION		IMAGE	NOTES	SWTC
ACCESSORIES (AC)							
AC:01	Not in Use						
AC:02	Accessible Grab Rail - Right / Left Hand	DDA Accessible Toilets - All stations	Manufacturer: Description: Model: Size: Finish:	Britex or equivalent Vandal Resistant SS Backrest w 90deg RHS Grab Rail Set BTX-BRC-R90_VR 870x700 140 Deg Grab Rail Satin Stainless Steel			
AC:03	Accessible Grab Rail - Straight	DDA Accessible Toilets - All stations	Manufacturer: Description: Model: Size: Finish:	Britex or equivalent 450mm SS Grab Rail Straight Concealed BTR-01-038 450mm L Satin Stainless Steel			
AC:04	Ambulant Grab Rail - Right / Left Hand	Ambulant Toilets - All stations	Manufacturer: Description: Model: Size: Finish:	Britex or equivalent SS 90deg Ambulant Grab Rail BTR-01-058 450 x 450 Satin Stainless Steel			
AC:05	Toilet Roll Holder	All public and staff toilets - All stations	Manufacturer: Description: Model: Size: Finish:	Britex or equivalent SS Jumbo Roll Toilet Tissue Dispenser BTX-06-046 273 x 273 x 120 304 Satin Stainless Steel			
AC:06	Clothes Hook	All staff toilets - All stations	Manufacturer: Description: Model: Size: Finish:	Britex or equivalent SS Double Robe Hook BTX-10-035 100 x 52 x 52 Satin Stainless Steel			
AC:07	Paper Towel Dispenser	All public and staff toilets - All stations	Manufacturer: Description: Model: Size: Finish:	Britex or equivalent Recessed Paper Towel Dispenser w 19L Waste Receptacle BTX-03-012 1397 x 333 x 115 Satin Stainless Steel			
AC:08	Shower Curtain Track	All shower areas: - All stations	Manufacturer: Description: Model: Size: Finish:	Argent or equivalent Shower Curtain Track Aluminium Kit RBA4177-1668 Polished Steel			

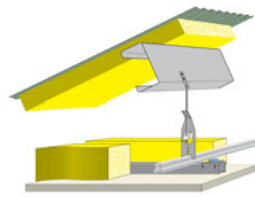
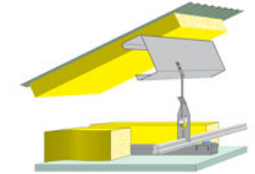



MORLEY ELLENBROOK LINE (MEL) - STATION & PRECINCT - ARCHITECTURAL MASTER MATERIALS SCHEDULE

DOC NO: MEL-MLCX-AR-SCH-00007						13/08/2021	
STATION: NORANDA STATION						REV - B02	
CODE	ITEM	LOCATION	DESCRIPTION		IMAGE	NOTES	SWTC
AC:09	Soap Dish Holder	All shower areas: - All stations	Manufacturer: Description: Model: Size: Finish:	Britex or equivalent Recessed HD Soap Dish SS BTX-05-017 188 x 152 x 63 Satin Stainless Steel			
AC:10	DDA Shower Seat	All shower areas: - All stations	Manufacturer: Description: Model: Size: Finish:	Britex or equivalent Accessible Folding Shower Seat with Support Legs BTX-11-014 960 x 410 x476 H. White Compact Laminate			
AC:11	Locker	Staff crib rooms: - All stations	Manufacturer: Description: Model: Size: Finish:	TBC			
AC:12	Baby change table	Parenting Room - All stations	Manufacturer: Description: Model: Size: Finish:	Britex or equivalent Stainless Steel Baby Change Tables BTX-09-013 Recessed mounted 940 x 590. Stainless steel with HDPE interior			
CLADDING (CD)							
CD:01	Aluminium Cladding - Standing seam steel wall cladding with concealed fixing	Cladding to external façade: - Malaga - Morley - Noranda - Whiteman Park Services Buildings	Material: Thickness: Finish: Fixing: Product: Manufacturer: Panel size:	Aluminium sheet cladding 3mm Colourbond. Colour: TBC Concealed clip fixings to structural tophats or studs fixed to block wall, to Manufacturer's requirements. LONGLINE 305 or similar approved Thickness: 0.70BMT Lysaght 2400 x 1150mm		Attributes: - Fire resistant, deemed non-combustible to AS1530.1 - High durability - anti-scratch, impact resistant - UV Stable - Graffiti resistant Sustainability: - TBC	
CD:02	Compressed Fibre Cement Cladding - Façade	Cladding to internal façade of station accommodation: - Malaga - Morley - Noranda - Whiteman Park	Material: Thickness: Finish: Fixing: Product: Manufacturer: Panel size:	Compressed fibre cement board. TBC Flush finish, painted Direct fixing to wall studs with sarking membrane ExoTec or equivalent BlueChip Group or equivalent 2400 x 1200mm			
CD:03	Fibre Cement Sheet Capping	Capping to all exposed steel structural columns: - All stations	Material: Thickness: Finish: Fixing: Product: Manufacturer: Panel size:	Pre-finished Fibre Cemenet panel 12mm PVDF Fluoropolymer coating system Colour: TBC Exposed colour matched screws or rivets fixed to welded angles to steel columns, to Manufacturer's requirements. Ultrapearl or similar approved BlueChip Group or equivalent 2400 x 1150mm		Attributes: - Fire resistant, deemed non-combustible to AS1530.1 - High durability - anti-scratch, impact resistant - Low Maintenance - UV Stable - Graffiti resistant Sustainability: - TBC	





MORLEY ELLENBROOK LINE (MEL) - STATION & PRECINCT - ARCHITECTURAL MASTER MATERIALS SCHEDULE

DOC NO: MEL-MLCX-AR-SCH-00007						13/08/2021	
STATION: NORANDA STATION						REV - B02	
CODE	ITEM	LOCATION	DESCRIPTION		IMAGE	NOTES	SWTC
CD:04	Not in Use						
CEILINGS & SOFFITS (CL)							
CL:01	Plasterboard ceiling	General ceilings to station accommodation: - All stations	Material: Thickness: Finish: Fixing: Product: Manufacturer: Panel size:	Standard gypsum plasterboard ceiling 13mm thk Flushed finish, painted PA:02 Rondo or similar furring channel suspension system Gyprock or equivalent CSR or equivalent 2400 X 1200mm		Flush access panels where required.	
CL:02	Moisture Resistant Plasterboard ceiling	Ceilings to wet areas: - Public and Staff Bathrooms: - All stations	Material: Thickness: Finish: Fixing: Product: Manufacturer: Panel size:	Moisture resistant gypsum plasterboard ceiling 13mm thk Flushed finish, painted PA:02 Rondo or similar furring channel suspension system Gyprock Aquacheck or equivalent CSR or equivalent 2400 X 1200mm		Flush access panels where required.	
CL:03	Fire rated self-supporting ceiling system	Electrical and Services rooms: - All stations	Material: FRL: Finish: Fixing: Product: Manufacturer: Panel size:	Fyrchek FR plasterboard FRL 120/120/120 from both sides Painted PA:02. Fixed to 150 steel joists, as per system requirements Gyprock Fyrchek or equivalent CSR or equivalent 2400 x 1200mm		Joints and gaps to be fully sealed with FR sealant to achieve required FRL.	
CL:04	Profiled Colorbond steel cladding	Ceiling below pedestrian bridge at entrance building: - Malaga - Noranda	Material: Thickness: Finish: Fixing: Product: Manufacturer: Panel size:	Ribbed steel sheet metal cladding with low fluted profile. Nom. 0.42BMT, 4mm profile Colourbond coated, Colour: Basalt grey Face fixed with Tek screws with washers to sub framing Panel Rib or equivalent Lysaght or equivalent Custom L x 850mm W		Attributes: - Fire resistant, deemed non-combustible to AS1530.1 - Colorbond - high durability - Low maintenance - UV resistant Sustainability: - Recyclable	
CL:05	Fire rated suspended ceiling system	Ceiling to Store & Cleaners Rooms below Staircases: - All stations	Material: FRL: Finish: Fixing: Product: Manufacturer: Panel size:	Fyrchek FR plasterboard FRL 120/120/120 from below Painted PA:02, if visible. Fixed to furring channels, as per system requirements Gyprock Fyrchek or equivalent CSR or equivalent 2400 x 1200mm		Joints and gaps to be fully sealed with FR sealant to achieve required FRL.	




MORLEY ELLENBROOK LINE (MEL) - STATION & PRECINCT - ARCHITECTURAL MASTER MATERIALS SCHEDULE

DOC NO: MEL-MLCX-AR-SCH-00007						13/08/2021	
STATION: NORANDA STATION						REV - B02	
CODE	ITEM	LOCATION	DESCRIPTION		IMAGE	NOTES	SWTC
CL:06	Timber-look Cladding	Soffits to Station roofs, Entrance buildings and bus canopies: - All stations	Material: Thickness: Finish: Fixing: Product: Manufacturer: Panel size:	Timber-look Cladding TBC TBC Standard fixing system to tophats & sarking behind TBC TBC TBC			
CL:07	Suspended grid ceiling	To Staff rooms - All stations	Material: Size: Finish: Suspension: Product: Manufacturer:	Mineral fibre ceiling panels 1200 mm L x 300mm W x 19mm or similar Pre-finished smooth non-directional white finish Suprafine XL grid Ultima Plank - bevelled tegulr edge or equivalent Armstrong Ceilings or equivalent			
CL:08	Timber-look battens	Station Concourse Soffits	Material: Thickness: Finish: Fixing: Product: Manufacturer: Panel size:	Timber-look Cladding TBC TBC TBC TBC TBC TBC			
CONCRETE ENGINEERING (CE) - FINISHES ONLY							
CE:01	Prefabricated formwork concrete staircases	Concrete Staircases - All stations	Material: Thickness: Finish: Tread: Product: Manufacturer: Size:	Precast concrete staircase with permanent steel formwork As per Manufacturer's requirements Painted and galvanized Tiled with stair nosings to AS1428.1 Fast Tread or equivalent FTI Group or equivalent As per drawings		To comply with Luminance Contrast requirement of AS1428.1 for treads and risers.	
CE:02	Concrete Roof Slab	TBC	Material: Thickness: Finish: Fixing: Product:	TBC			
CE:03	Precast Concrete	Viaduct Structures - Whiteman Park Station	Material: Thickness: Finish: Fixing: Product:	TBC			
CASEWORK (CW)							
CW:01	Kitchenette	Staff & Driver's Crib - All stations	Material: Finish: Product: Manufacturer: Size: Colour:				






MORLEY ELLENBROOK LINE (MEL) - STATION & PRECINCT - ARCHITECTURAL MASTER MATERIALS SCHEDULE

DOC NO: MEL-MLCX-AR-SCH-00007						13/08/2021	
STATION: NORANDA STATION						REV - B02	
CODE	ITEM	LOCATION	DESCRIPTION		IMAGE	NOTES	SWTC
CW:02	Work Station	Staff Crib - All stations	Material: Thickness: Finish: Fixing: Product: Manufacturer: Panel size:	TBC			
CW:03	L-Shape Workstation	CSO - All stations	Material: Thickness: Finish: Fixing: Product: Manufacturer: Panel size:	TBC			
DOORS (DR)							
DR:01	Security roller grille	Concourse Secure Line Gate - All stations	Material: Thickness: Finish: Operation: Locking: Product: Manufacturer:	Steel roller grille shutter - heavy duty commercial for external applications 16mm dia.x 1.2mm galv steel tubes sleeved with 20mm dia x 1.2mm aluminium tube at 90mm ctrs, linked with 3mm steel links at 208mm ctrs in brick pattern. Anodized aluminium Motorized or chain operated with overhead roller drum & guides Motor locked or shootbolt mechanism Steel Roller Grille Airport Doors or equivalent Max. 8m W x 4.2m H		Attributes: - Heavy duty - Maximum vision and ventilation - Motorized operation Sustainability: - recyclable	
DR:02	Single Doors - Non FR	Standard doors to operational rooms (non-Fire Rated): - All stations	Material: FRL: Thickness: Frame: Finish: Acoustics: Locking: Product: Manufacturer: Size:	Flush panel solid-core timber doors n/a TBC Aluminium door frames TBC To Acoustic requirements To Security requirements Pyropanel non-FR doors or equivalent Pyropanel or equivalent As per drawings and AS1428.1 requirements		To comply with Luminance Contrast requirement of AS1428.1.	
DR:03	Single Doors - Glazed	Glazed door to CSO's: - All stations	Material: Glass: Thickness: Frame: Finish: Acoustics: Locking: Product: Manufacturer: Size:	Steel frame door with full glazed panel. Clear Grade A safety glass with protective film to AS1288 & SWTC requirements TBC Aluminium door frames TBC To Acoustic requirements To Security requirements TBC TBC As per drawings and AS1428.1 requirements		To comply with Luminance Contrast requirement of AS1428.1.	









MORLEY ELLENBROOK LINE (MEL) - STATION & PRECINCT - ARCHITECTURAL MASTER MATERIALS SCHEDULE

DOC NO: MEL-MLCX-AR-SCH-00007						13/08/2021	
STATION: NORANDA STATION						REV - B02	
CODE	ITEM	LOCATION	DESCRIPTION		IMAGE	NOTES	SWTC
DR:04	Single Doors - FR	Fire rated doors to electrical & store rooms: - All stations	Material: FRL: Thickness: Frame: Finish: Acoustics: Locking: Product: Manufacturer: Size:	Flush panel solid-core timber doors To suit wall FRL requirements TBC Pressed steel door frames (FR) TBC To Acoustic requirements To Security requirements Pyropanel FR doors or equivalent Pyropanel or equivalent As per drawings and AS1428.1 requirements		To comply with Luminance Contrast requirement of AS1428.1.	
DR:05	Louvered Doors	Louvered doors to mechanical rooms: - All stations	Material: FRL: Thickness: Frame: Finish: Acoustics: Locking: Product: Manufacturer: Size:	Aluminium doors with louvered panels n/a TBC Aluminium door frames TBC To Acoustic requirements To Security requirements TBC TBC As per drawings and AS1428.1 requirements		To comply with Luminance Contrast requirement of AS1428.1.	
DR:06	Double Doors - Non FR	Standard doors to operational rooms (non-Fire Rated) - All stations	Material: FRL: Thickness: Frame: Finish: Acoustics: Locking: Product: Manufacturer: Size:	Flush panel solid-core timber doors n/a TBC Aluminium door frames TBC To Acoustic requirements To Security requirements Pyropanel non-FR doors or equivalent Pyropanel or equivalent As per drawings and AS1428.1 requirements		To comply with Luminance Contrast requirement of AS1428.1.	
DR:07	Roller shutter with vision panels	Kiosks - All stations	Material: FRL Thickness: Finish: Operation: Locking: Product: Manufacturer: Size:	Fire rated interlocking steel slat roller shutter 2 hours FRL to Fire Engineer's requirements 75mm H x 18mm D x 1.0mm thk roll-formed steel slats. Powder coated Steel Motorized with overhead roller drum & guides Motor locked or shootbolt mechanism 2HR Fire Shutter Airport Doors or equivalent Max. 8.0m W x 5.0m H		Attributes: - Certified integrity for 2hr fire rated - Controlled descent mechanism Sustainability: - Recyclable	
DR:08	Fire Hydrant Cabinet Doors	Concourse areas - All stations	Material: FRL: Thickness: Frame: Finish: Acoustics: Locking: Product: Manufacturer: Size:	Flush panel solid-core timber or metal doors n/a TBC Aluminium door frames TBC n/a To Security requirements Pyropanel non-FR doors or equivalent Pyropanel or equivalent As per drawings and AS1428.1 requirements		DFES signage to be provided for ease of identification of Hydrant cabinets.	

EQUIPMENT (EQ)



MORLEY ELLENBROOK LINE (MEL) - STATION & PRECINCT - ARCHITECTURAL MASTER MATERIALS SCHEDULE

DOC NO: MEL-MLCX-AR-SCH-00007						13/08/2021	
STATION: NORANDA STATION						REV - B02	
CODE	ITEM	LOCATION	DESCRIPTION		IMAGE	NOTES	SWTC
EQ:01	Lighting poles - Mid-hinge type	Platform level - All stations	Material: Finish: Locking: Product: Manufacturer: Size:	Mid-hinged (breakback) lighting poles in CHS or tapered octagonal profile to Electrical Engineer's specifications. Powder coated Tamper & vandal resistant fixings & locks. Mid Hinged Poles & Columns G&S Industries or equivalent To Lighting & Electrical Engineer's requirements.			
EQ:02	Public telephone	Concourse unpaid zone: - All stations	Product: Manufacturer: Finish: Numbers:	TBC TBC Stainless steel To PTA SWTC requirements		At least one accessible telephone shall be an accessible type as prescribed in AS1428.2 1992 Clause 30.1. The accessible telephone shall be fitted with volume control and an in-built hearing aid coupler and identified with the international symbol for deafness.	
EQ:03	Bike Racks	Bicycle storage racks - All stations	Material: Finish: Product: Manufacturer: Size:	Tow-tier bicycle racking system Powder coated Easy-lift bicycle rack or equivalent VelopA or equivalent To suit bicycle numbers required			
EQ:04	Drink fountains	Concourse area: - All stations	Material: Finish: Product: Manufacturer: Size:	Stainless steel Satin 304 stainless steel finish Dado Round Double Drinking Fountain Britexor equivalent 1000 x 490		Dual mounting heights. AS1428 Compliant.	
EQ:05	Hand dryers	Staff & UAT Toilets - all stations	Material: Finish: Product: Manufacturer: Size:	Stainless steel Linished No.4 finish Airblade V Dyson or equivalent TBC		Not what has been specified in the Room Data Sheet.	
EQ:06	Hand dryers	Staff & UAT Toilets - all stations	Material: Finish: Product: Manufacturer: Size:	Stainless steel Linished No.4 finish Airblade V Dyson or equivalent TBC			
EQ:07	Fridge	Staff & Driver's Crib - All Stations	Material: Finish: Product: Manufacturer: Size:	TBC TBC TBC TBC TBC			







MORLEY ELLENBROOK LINE (MEL) - STATION & PRECINCT - ARCHITECTURAL MASTER MATERIALS SCHEDULE

DOC NO: MEL-MLCX-AR-SCH-00007						13/08/2021	
STATION: NORANDA STATION						REV - B02	
CODE	ITEM	LOCATION	DESCRIPTION		IMAGE	NOTES	SWTC
EQ:08	Microwave	Staff & Driver's Crib - All Stations	Material: Finish: Product: Manufacturer: Size:	TBC TBC TBC TBC TBC			
EQ:09	Television	Staff Crib - All stations	Material: Finish: Product: Manufacturer: Size:	TBC TBC TBC TBC TBC			
EQ:10	Computer	Staff Crib & Office - All stations	Material: Finish: Product: Manufacturer: Size:	TBC TBC TBC TBC TBC			
EQ:11	Ticket Machine	Concourse area: - All stations	Material: Thickness: Finish: Fixing: Product: Manufacturer: Panel size:	TBC			
EQ:12	ATM Machine	Concourse area: - All stations	Material: Thickness: Finish: Fixing: Product: Manufacturer: Panel size:	TBC			
FURNITURE (FN)							
FN:01	Dining Table	Staff Crib - All stations	Material: Finish: Product: Manufacturer: Size: Colour:				
FN:02	Dining Chairs	Staff Crib - All stations	Material: Finish: Product: Manufacturer: Size: Colour:				







MORLEY ELLENBROOK LINE (MEL) - STATION & PRECINCT - ARCHITECTURAL MASTER MATERIALS SCHEDULE

DOC NO: MEL-MLCX-AR-SCH-00007						13/08/2021	
STATION: NORANDA STATION						REV - B02	
CODE	ITEM	LOCATION	DESCRIPTION		IMAGE	NOTES	SWTC
FN:03	Work Table	Staff Crib - All stations	Material: Finish: Product: Manufacturer: Size: Colour:	600(w) x 1500(l)			
FN:04	Office Chairs	Staff Crib - All stations	Material: Finish: Product: Manufacturer: Size: Colour:				
FLOOR COVERINGS (FC)							
FC:01	Anti-static Sheet vinyl flooring	Staff Crib / Transit Guard Booth - CSO: - All stations	Material: Finish: Product: Manufacturer: Size: Colour:	Slip resistant Vinyl sheets flooring with matching skirting. P4 / R11 Slip resistance, Anti-static to services rooms Safeguard R12 or sim. equivalent. Armstrong Flooring or equivalent 2m x 20m x 2.00mm gauge sheet Slate		Vinyl flooring to suit specific area of use. To comply with DDA accessibility requirements.	
FABRICATED METALWORK (FM)							
FM:01	Perforated Aluminium Vertical Screening with Artwork Graphic by Artist	Concourse edge screening & Entrance building: - Noranda Platform level screening: - Whiteman Park	Material: Thickness: Finish: Pattern: Product: Manufacturer: Size: Colour:	Perforated solid aluminium panel. 3 - 4mm thick Anodized or Interpon D2525 powder coating Graphic perforations (<5mm diameter for safety). Pic Perf or equivalent Locker Group or equivalent 2440mm x 1220mm std TBC			
FM:02	Angled perforated vertical screening with Artwork Graphic by Artist	Concourse level, including Entrance Building bridge screening: - Malaga	Material: Thickness: Finish: Pattern: Product: Manufacturer: Size: Colour:	Perforated solid aluminium panel. 3 - 4mm thick Anodized or Interpon D2525 powder coating Standard perforations (<5mm diameter for safety). To be flat panels fixed to angled frames to create a 3D effect. Perforated Locker Group or equivalent 2440mm x 1220mm std; full height of opening TBC			
FM:03	Metal Screening	Barriers that are located adjoining vertical drops - All stations	Material: Thickness: Finish: Pattern: Product: Manufacturer: Size: Colour:	Perforated solid aluminium panel. 3 - 4mm thick Anodized or Interpon D2525 powder coating Standard perforations (<5mm diameter for safety). Perforated Locker Group or equivalent 2440mm x 1220mm std; 2400mm height TBC			







MORLEY ELLENBROOK LINE (MEL) - STATION & PRECINCT - ARCHITECTURAL MASTER MATERIALS SCHEDULE

DOC NO: MEL-MLCX-AR-SCH-00007						13/08/2021	
STATION: NORANDA STATION						REV - B02	
CODE	ITEM	LOCATION	DESCRIPTION		IMAGE	NOTES	SWTC
FM:04	Glass balustrades with stainless steel stanchions & LED handrails	Concourse voids, staircases and lift areas: - Malaga - Morley - Noranda - Whiteman Park	Material: Thickness: Finish: Protection: Handrail: Product: Manufacturer:	Grade A clear laminated safety glass sealed to 900 H Grade 316 stainless steel plate stanchions at 1200 - 1500 ctrs. Glass: TBC Stanchions: Nom. 8mm thk. No.4 /Linished /Hairline finish 3M Anti-Graffiti film AG-6 to inside face of glass. Nom. 42 dia. stainless steel with LED lighting Forrest range or equivalent Lumorail or equivalent			
FM:05	Handrails - with LED lighting	DDA Accessible areas: - All stations	Material: Fixing: Size: Finish: Product: Manufacturer:	Side mounted stainless steel handrails with LED lighting Bracket mounted to walls, posts and screening frames. Nom. 42mm dia. stainless steel circular rail Satin finish with 300mm section of yellow high visibility paint to ends. Forrest range Lumorail or equivalent			
FM:06	Not in Use						
FM:07	Weather protection glazed screens	Platforms, bust waiting areas - All stations	Material: Glass: Size: Finish: Product:	Steel RHS framing with glazed screen infill GL:03 As per drawings Linished No.4 Custom			
FM:08	Perforated Metal Cladding	Side of viaduct structure. - Whiteman Park					
FIRE PROTECTION (FP)							
FP:01	Fire Protection - Structural Steelwork	Structural steelwork - All stations	Material: Thickness: Finish: Product: Manufacturer:	Vermiculite Gypsum Based wet mix spray or Intumescent Paint To meet required FRL n/a CAFCO or equivalent, to Structural Engineer's specifications Promat or equivalent			
FP:02	Fire collars	Penetrations through suspended slabs: - Morley - Malaga - Noranda - Whiteman Park	Material: FRL: Product: Manufacturer:	Penetration Seals for Pipes As per floor FRL requirements Promaseal Retrofit Collar or equivalent PROMAT or equivalent			
GLAZING (GL)							









MORLEY ELLENBROOK LINE (MEL) - STATION & PRECINCT - ARCHITECTURAL MASTER MATERIALS SCHEDULE

DOC NO: MEL-MLCX-AR-SCH-00007						13/08/2021	
STATION: NORANDA STATION						REV - B02	
CODE	ITEM	LOCATION	DESCRIPTION		IMAGE	NOTES	SWTC
GL:01	Laminated Safety Glass - Glazed Windows and Doors	CSO, Offices and Rooms: - All stations	Material: Thickness: Colour: Framing: Fixing: ESD: Product: Glass Manufacturer: Panel size: Protection:	Clear laminated Grade A safety glass Nom. 17.52thk. TBC by Structural Engineer & to AS1288. Clear Aluminium - anodized Gasket or sealant within glazing pockets All Glazed Elements SHGC: 0.80 to ESD requirements. Laminated safety glass Cooling Brothers or equivalent Nom. 1200 - 1500mm W. 3M Anti-Graffiti film AG-6 to public face of glass.		All glass protected from graffiti by using an anti-graffiti film of 0.6mm, applied on the side that is prone to public reach.	
GL:02	Fritted Laminated Safety Glass - Skylights	Station and Platform roof skylights - All stations	Material: Thickness: Colour: Framing: Fixing: ESD: Product: Glass Manufacturer: Panel size:	Clear laminated Grade A safety glass Nom. 17.52thk. TBC by Structural Engineer & to AS1288 for trafficability. Clear with 75% solid white dot-matrix ceramic frit pattern. Aluminium - anodized Gasket or structural silicone sealant. All Glazed Elements to ESD and NCC Section J requirements. Laminated safety glass Cooling Brothers or equivalent Nom. 1200 - 1500mm W.			
GL:03	Laminated Safety Glass - Glazed Screens	Protective glass shelters & screens - All platforms Concourse edge - Malaga - Morley	Material: Thickness: Colour: Framing: Fixing: ESD: Product: Glass Manufacturer: Panel size: Protection:	Clear laminated Grade A safety glass Nom. 17.52thk. TBC by Structural Engineer & to AS1288. Clear Aluminium - anodized Gasket or sealant within glazing pockets n/a Laminated safety glass Cooling Brothers or equivalent Nom. 1200-1500mm W. x 2400mmH 3M Anti-Graffiti film AG-6 to public face of glass.			
GL:04	Laminated safety Glass - Lift Enclosure	Glass lifts - Morley - Malaga - Noranda - Whiteman Park	Material: Thickness: Colour: Framing: Fixing: ESD: Product: Glass Manufacturer: Panel size: Protection:	Clear laminated Grade A safety glass Nom. 17.52thk. TBC by Structural Engineer & to AS1288. Clear Stainless steel - Linished No.4 finish Gasket or sealant within glazing pockets All Glazed Elements SHGC: 0.80 to ESD requirements. Laminated safety glass Cooling Brothers or equivalent Nom. 1200 - 1500mm W. 3M Anti-Graffiti film AG-6 to public face of glass.			
INSULATION (IN)							







MORLEY ELLENBROOK LINE (MEL) - STATION & PRECINCT - ARCHITECTURAL MASTER MATERIALS SCHEDULE

DOC NO: MEL-MLCX-AR-SCH-00007						13/08/2021	
STATION: NORANDA STATION						REV - B02	
CODE	ITEM	LOCATION	DESCRIPTION		IMAGE	NOTES	SWTC
IN:01	Roof thermal insulation	Station & Accommodation roofs: - All stations	Material: Thickness: Fixing: ESD: Product: Manufacturer:	Rockwool Anticon insulation with HD Thermofoil or equivalent Nom. 60mm, TBC by ESD Engineer With Safebridge HP roof insulation system on mesh R-Value TBC by ESD Engineer Bradford or equivalent CSR or equivalent			
IN:02	Bulk Ceiling insulation	Ceilings: - All stations	Material: Thickness: Fixing: ESD: Acoustics: Product: Manufacturer:	Rockwool Anticon insulation with HD Thermofoil or equivalent Nom. 60mm, TBC by ESD Engineer With Safebridge HP roof insulation system on mesh R-Value TBC by ESD Engineer Rw TBC by Acoustic Engineer Bradford or equivalent CSR or equivalent			
IN:03	Wall and partition insulation	Accommodation building: - All stations	Material: Thickness: Fixing: ESD: Acoustics: Product: Manufacturer:	Rockwool Acoustigard insulation 11kg or equivalent Nom. 75 thk - TBC by ESD Engineer Laid within drywall partition between studs R-Value TBC by ESD Engineer Rw TBC by Acoustic Engineer Bradford or equivalent CSR or equivalent			
IN:04	Rigid Under slab Insulation	Elevated Concourse - Malaga - Morley - Noranda - Whiteman Park	Material: Thickness: Fixing: ESD: Acoustics: Product: Manufacturer:	Kooltherm K10 FM rigid insulation board w foil face or equivalent Nom. 75 thk - TBC by ESD Engineer Mushroom head fixing pins to underside of slab R-Value TBC by ESD Engineer n/a Kooltherm K10 FM Soffit Board or equivalent Kingspan or equivalent			
LOUVRES (LV)							
LV:01	Ventilation Louvers - Rain Defence	Mechanical rooms, electrical rooms, etc: - All stations	Material: Finish: Product: Manufacturer: Size:	Two stage aluminium louvers within aluminium framing Aluminium, anodized RSH-5700 Storm Resistant Louvre with 50mm blade pitch. Louvre performance TBC to Mechanical Engr's requirements CS Louvers or equivalent 1200mm W panels, as per drawing			
LV:02	Ventilation Louvers - Non rain defence	Protected mechanical rooms - All stations	Material: Finish: Product: Manufacturer: Size:	Single stage aluminium louvers within aluminium framing Aluminium, anodized Louvre with 50mm blade pitch. Louvre performance TBC to Mechanical Engr's requirements CS Louvers or equivalent 1200mm W panels, as per drawing			






MORLEY ELLENBROOK LINE (MEL) - STATION & PRECINCT - ARCHITECTURAL MASTER MATERIALS SCHEDULE

DOC NO: MEL-MLCX-AR-SCH-00007						13/08/2021	
STATION: NORANDA STATION						REV - B02	
CODE	ITEM	LOCATION	DESCRIPTION		IMAGE	NOTES	SWTC
MASONRY (MA)							
MA:01a	Brick Wall	Entrance building - Noranda Station - Whiteman Park Service Building - Ellenbrook Station	Material: Finish: Mortar: Colour: Product: Manufacturer: Size: Protection:	Clay face brick commons Smooth face Class M3 and M4, Concave mortar joints Estilo Nero Azul (Dark Charcoal). Spanish Collection or equivalent Midland Brick or equivalent 230mm x 110mm x 76mm Clear anti-graffiti coating			
MA:01b	Brick Wall	Accommodation buildings - Ellenbrook Station Ancillary buildings - linewide precincts	Material: Finish: Mortar: Colour: Product: Manufacturer: Size: Protection:	Clay face brick commons Smooth face Class M3 and M4, Concave mortar joints Restoration Red Coach or equivalent Midland Reds or equivalent Midland Brick or equivalent 230mm x 110mm x 76mm Clear anti-graffiti coating			
METALWORK (MW)							
MW:01	Folded Metal Shroud	Concourse and Platform Skylight - All stations	Material: Thickness: Finish: Product: Manufacturer:	Folded solid aluminium sheet to conceal structural beams to skylight. 3mm PVDF Fluoropolymer coated finish to match other cladding elements. Mondoclad or equivalent TBC			Note: Lower section of portal to be reinforced with backing board up to height of 1500mm for protection against impact damage.
MW:02	Door and Wall opening portals	Concourse - All stations	Material: Thickness: Finish: Product: Manufacturer:	Nom. 510 x 50mm wide folded solid aluminium sheet to form portal around door frames and recessed concourse openings. 3mm PVDF Fluoropolymer coated finish to match door frames and other cladding elements. Mondoclad or equivalent TBC			
MW:03	Balustrade	Fare Gates		Proprietary framed glass balustrade system with base mounted glazing channel			
MW:04	Bench Seating	Platform seating - All stations and precinct	Material: Thickness: Finish: Product: Manufacturer:	Stainless Steel Seats as Per PTA standard design			Seats located in positions where the arrival of services can be observed, without affecting the general flow of pedestrians. Seats should not allow visitors access to higher levels (i.e. adjoining stair voids) If the perforated sheeting is to be used as a seat base there should be no low level framing to the front or rear of the unit (cleaning access). Materiality: Stainless-steel
MW:05	Bins	Precinct, platform and concourse levels - All stations	Material: Thickness: Finish: Product: Manufacturer:	Stainless Steel Bins as Per PTA standard design			The bin lid is locked in place to prevent removal of the liner. Materiality: Perforated, stainless steel outer and liner



MORLEY ELLENBROOK LINE (MEL) - STATION & PRECINCT - ARCHITECTURAL MASTER MATERIALS SCHEDULE

DOC NO: MEL-MLCX-AR-SCH-00007						13/08/2021	
STATION: NORANDA STATION						REV - B02	
CODE	ITEM	LOCATION	DESCRIPTION		IMAGE	NOTES	SWTC
MW:06	Service/ Refuge zones	Refuge zone railings - All stations	Material: Thickness: Finish: Product: Manufacturer:	Steel - hot dip galvanised safety fence			
MW:07	Steel staircase and railing	Platform level - All stations	Material: Thickness: Finish: Product: Manufacturer:	Mild steel - hot dip galvanised stair, grating and balustrade Nom 40 dia. rail Hot dipped galvanized finish Access Products or equivalent Webforge or equivalent			
MW:08	Not in Use						
MW:09	Not in Use						
MW:10	Safety Stair nosing	Concourse & Entrance Building Staircases - Malaga - Morley - Noranda - Whiteman Park	Material: Size: Finish: Product: Manufacturer:	Aluminium ribbed safety stair nosing 50mm Anodized, with 4 carborundum strips and safety yellow strip, R13 anti-slip rating. ProStep 5 or equivalent CTA Australia or equivalent		In compliance with Luminance Contrast requirement of AS1428.1.	
MW:11	Stainless steel mirror	Public toilets: - All stations	Material: Size: Finish: Product: Manufacturer:	Anti-vandal Polished stainless steel mirror 1000 x 450, High-polished No. 8 mirror finish Security Stainless Mirror or equivalent Anti-Vandal, anti-ligature, Disabled Compliant Britex -SMIR or equivalent			
PAINT (PA)							
PA:01	Paint to Metalwork	All stations and bus interchanges	Type: Product: Manufacturer: Colour:	Dulux high performance paint Weathermax HBR or equivalent Dulux or equivalent Black			
PA:02	Paint to Plasterboard Ceilings	All stations	Type: Product: Manufacturer: Colour:	Flat acrylic to plasterboard ceilings & bulkheads Dulux Porter's Ceiling Flat or equivalent Dulux or equivalent White			
PA:03	Anti Graffiti Coating	All stations	Type: Product: Manufacturer: Colour:	Anti graffiti coating SurfaceShield HD Clear or equivalent Dulux or equivalent TBC			






MORLEY ELLENBROOK LINE (MEL) - STATION & PRECINCT - ARCHITECTURAL MASTER MATERIALS SCHEDULE

DOC NO: MEL-MLCX-AR-SCH-00007						13/08/2021	
STATION: NORANDA STATION						REV - B02	
CODE	ITEM	LOCATION	DESCRIPTION		IMAGE	NOTES	SWTC
PA:04	Paint to Interior Walls	All stations	Type: Product: Manufacturer: Colour:	Low Sheen acrylic to plasterboard Dulux Wash and Wear Low Sheen or equivalent Dulux or equivalent TBC			
PA:05	Paint to Exterior Walls	All stations	Type: Product: Manufacturer: Colour:	TBC TBC Dulux or equivalent TBC			
PA:06	Paint to Concrete	All stations	Type: Product: Manufacturer: Colour:	TBC TBC Dulux or equivalent TBC			
PA:07	Contrasting colour finish	All stations	Type: Product: Manufacturer: Colour:	TBC TBC Dulux or equivalent TBC			
PA:08	Bike Shelter paint	All stations	Type: Product: Manufacturer: Colour:	TBC TBC Dulux or equivalent TBC			
PA:09	Paint to Plasterboard Ceilings - Wet Areas	All stations	Type: Product: Manufacturer: Colour:	Flat acrylic to plasterboard ceilings & bulkheads Dulux Porter's Ceiling Flat or equivalent Dulux or equivalent White			
PARTITIONS & DRYWALLING (PD)							
PD:01	Standard partition	Accommodation building - All stations	Material: Height: Product: Manufacturer: Finish:	2x13mm Plasterboard lining both sides on 76 stud Full height / Ceiling Height Gyprock or equivalent CSR or equivalent Flushed and painted PA:XX			
PD:02	Lining	Accommodation building - All stations	Material: Height: Product: Manufacturer: Finish:	2x13mm Plasterboard lining one side only (risers/ducts) Full height / Ceiling Height Gyprock or equivalent CSR or equivalent Flushed and painted PA:XX			
PD:03	Fire rated partition - FRL120/120/120 both sides	Accommodation building - All stations	Material: FRL: Height: Product: Manufacturer: Finish:	2x16mm Fyrchek lining both sides on 76 stud FRL 120/120/120 Full height Fyrchek / MR Fyrchek or equivalent (MR where abutting Wet Areas) CSR or equivalent Flushed and painted PA:XX			
PD:04	Fire rated lining - FRL120/120/120 one side - Full height	Accommodation building - All stations	Material: FRL: Height: Product: Manufacturer: Finish:	3x16mm Fyrchek lining on 76 stud (risers/ducts/enclosed rooms) FRL 120/120/120 from one side only Full height lining Fyrchek or equivalent CSR or equivalent Flushed and painted PA:XX			









MORLEY ELLENBROOK LINE (MEL) - STATION & PRECINCT - ARCHITECTURAL MASTER MATERIALS SCHEDULE

DOC NO: MEL-MLCX-AR-SCH-00007						13/08/2021	
STATION: NORANDA STATION						REV - B02	
CODE	ITEM	LOCATION	DESCRIPTION		IMAGE	NOTES	SWTC
PD:05	Fire rated partition - FRL-/90/90 both sides - Full height	Accommodation building - All stations	Material: FRL: Height: Product: Manufacturer: Finish:	16mm Fyrchek both sides on 76 stud (kiosk) FRL -/90/90 Full height Fyrchek or equivalent CSR or equivalent Flushed and painted PA:XX			
PD:06	Fire rated lining - FRL-/90/90 one side - Full height	Accommodation building - All stations	Material: FRL: Height: Product: Manufacturer: Finish:	3x13mm Fyrchek on 76 stud (kiosk at external wall) FRL -/90/90 from one side only, Full height lining Fyrchek or equivalent CSR or equivalent Flushed and painted PA:XX			
PD:07	Glazed partition	Lift Enclosure	Material: Glass:	Framed glazed partitions fixed to lift steel enclosure, with stainless steel trims GL:04			
PD:08	Brick Veneer Wall	Accommodation building - Ellenbrook	Material: Height: Product: Manufacturer: Finish:	110 Face brick w 2x13mm Plasterboard lining on one side of 76 studs Full height Gyprock or equivalent CSR or equivalent Flushed and painted PA:XX			
PD:09	Fire rated Brick Veneer Wall - FRL-/90/90	Accommodation building - Ellenbrook	Material: FRL: Height: Product: Manufacturer: Finish:	110 Face brick with 2x13mm Fyrchek lining on one side of 76 studs FRL -/90/90 Full height Fyrchek or equivalent CSR or equivalent Flushed and painted PA:XX			
PLUMBING SERVICES FIXTURES (PF)							
PF:01	Toilet Suite	Public Toilets - All stations	Manufacturer: Type: Model: Size: Finish:	Britex or equivalent Wall Mounted toilet suite PWM or equivalent 515mm x 350mm 304 Satin Stainless Finish		4Star WELS rating & Watermark Certified. Concealed cistern Automatic flush sensor Ultra Vandal resistant. Since this will be installed in the ambulant toilet, need to note: To be installed in compliance with AS1428.1	
PF:02	Vanity Basin	Public Toilets - All stations	Manufacturer: Type: Model: Size: Finish:	Britex or equivalent Wall Mounted Hand Basin or equivalent HBS or equivalent 500mm x 425mm 304 Satin Stainless Finish		Vandal resistant	
PF:03	Vanity Basin Mixer	Public Toilets - All stations	Manufacturer: Type: Model: Size: Finish:	Britex or equivalent Eco TIMED Flow Pillar Tap TW-9101 or equivalent 500mm x 425mm Stainless Finish	 TW-9101 Eco Timed Flow Pillar Tap	Vandal resistant	



MORLEY ELLENBROOK LINE (MEL) - STATION & PRECINCT - ARCHITECTURAL MASTER MATERIALS SCHEDULE

DOC NO: MEL-MLCX-AR-SCH-00007						13/08/2021	
STATION: NORANDA STATION						REV - B02	
CODE	ITEM	LOCATION	DESCRIPTION		IMAGE	NOTES	SWTC
PF:04	Toilet Suite	Staff Toilets - All stations	Manufacturer: Type: Model: Size: Finish:	Argent or equivalent Vista Hygienic Flush Wall Hung Toilet 8991001S4B or equivalent 540mm x 370mm White ceramic			
PF:05	Vanity Basin	Staff Toilets - All stations	Manufacturer: Type: Model: Size: Finish:	Britex or equivalent 850 Ceramic Furniture Wash Basin 0 One Tap Hole BSW-FWB850-1 or equivalent 850mm x 480mm White Ceramic			
PF:06	Vanity Basin Mixer	Staff Toilets - All stations	Manufacturer: Type: Model: Size: Finish:	Britex or equivalent Hob Mounted Mixer Tap - Fixed Spout TW-MIX-01 or equivalent n/a Bright Chrome			
PF:07	UAT Toilet Suite	UAT & UAT Staff Toilets - All stations	Manufacturer: Type: Model: Size: Finish:	Britex or equivalent Accessible Toilet Suite PTSD or equivalent 800mm x 355mm 304 Satin Stainless Finish		4Star WELS rating & Watermark Certified. Ultra Vandal resistant AS1428 Compliant Automatic flush sensor	Is this also for UAT Staff?
PF:08	UAT Basin	UAT & UAT Staff Toilets - All stations	Manufacturer: Type: Model: Size: Finish:	Britex or equivalent Accessible Bellagio Basin w Integrated Side Shelf or equivalent HBBEL-DS or equivalent 500mm x 425mm 304 Satin Stainless Finish		Vandal resistant	
PF:09	UAT Basin Mixer	UAT & UAT Staff Toilets - All stations	Manufacturer: Type: Model: Size: Finish:	Britex or equivalent Eco Timed Flow Pillar Tap TW-9101 or equivalent 500mm x 425mm Stainless Finish	 TW-9101 Eco Timed Flow Pillar Tap	Vandal resistant	
PF:10	UAT Shower Mixer	UAT & UAT Staff Toilets - All stations	Manufacturer: Type: Model: Size: Finish:	Britex or equivalent Accessible Lever Activated Shower Mixer TW-MIX-22 or equivalent with 150mm accessible handle Bright Chrome		Vandal resistant	
PF:11	Urinals	Staff Toilets - All stations	Manufacturer: Type: Model: Size: Finish:	Britex or equivalent Ceramic Wall Mounted Urinal Pod BSW-UP or equivalent 270mm x 340mm White ceramic			









MORLEY ELLENBROOK LINE (MEL) - STATION & PRECINCT - ARCHITECTURAL MASTER MATERIALS SCHEDULE

DOC NO: MEL-MLCX-AR-SCH-00007						13/08/2021	
STATION: NORANDA STATION						REV - B02	
CODE	ITEM	LOCATION	DESCRIPTION		IMAGE	NOTES	SWTC
PF:12	UAT Shower Rail & Hand Shower	UAT & UAT Staff Toilets - All stations	Manufacturer: Type: Model: Size: Finish:	Britex or equivalent Adjustable Height Hand Held Shower Set w Grab Rail BTR-01-062 or equivalent 500mm x 425mm Stainless Steel			
PF:13	Floor Waste - General	All wet areas & showers - All stations	Manufacturer: Type: Model: Size: Finish:	Storm Tech or equivalent Tile Insert Drain SQ100Ti20-80 or equivalent 130 x 130 Stainless Steel			
PF:14	Ambulant Toilet	Public & Staff Toilets - All stations	Manufacturer: Type: Model: Size: Finish:	Britex or equivalent Centurion Ambulant Pan PCAM or equivalent 650mm x 355mm 304 Satin Stainless Finish		4Star WELS rating & Watermark Certified. Vandal resistant AS1428 Compliant Automatic flush sensor	
PF:15	Urinals	Male Public & Staff Toilets - All stations	Manufacturer: Type: Model: Size: Finish:	Britex or equivalent Barren Waterless Urinal UBW or equivalent 360mm x 395mm 304 Satin Stainless Finish		Fully waterless urinal (no water connection) Vandal resistant	
PF:16	Kitchen Sink	Staff Crib / Tea Prep - All stations	Manufacturer: Type: Model: Size: Finish:	Britex or equivalent Laboratory Sink CAFE or equivalent 500mm x 900mm 304 Satin Stainless Finish			
PF:17	Kitchen Mixer	Staff Crib / Tea Prep - All stations	Manufacturer: Type: Model: Size: Finish:	Britex or equivalent Hob Mounted Mixer Tap - Swivel Spout TW-MIX-02 or equivalent n/a Bright Chrome			
PF:18	Cleaner's trough	Cleaner's Room - All stations	Manufacturer: Type: Model: Size: Finish:	Britex or equivalent Floor Mounted Cleaner's Sink CSF or equivalent 600mm x 590mm 316 Stainless Finish		With sand filter	
PAVING (PV)							



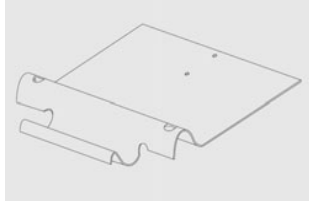



MORLEY ELLENBROOK LINE (MEL) - STATION & PRECINCT - ARCHITECTURAL MASTER MATERIALS SCHEDULE

DOC NO: MEL-MLCX-AR-SCH-00007						13/08/2021	
STATION: NORANDA STATION						REV - B02	
CODE	ITEM	LOCATION	DESCRIPTION		IMAGE	NOTES	SWTC
PV:01	Clay pavers	Platform level - All stations	Material: Size: Finish: Product: Manufacturer: Colour: Slip rating:	Solid clay segmented paver in Herringbone configuration. 230 x 114 x 60 .Finish: Kiln 9 (grain to run length of face). No sealer. Heavy Duty 60 or equivalent Midland Brick or equivalent Red trafficable type Lay on 1:6 cement/sand screed. Slip resistant CoF >0.4 wet.		1:100 minimum cross fall away from track	
PV:02	Safety Tactile TGSI Pavers - platform edge	Platform level - All stations	Material: Size: Finish: Product: Manufacturer: Colour: Slip rating:	Warning Integrated TGSI concrete paver 400 x 400 x 60 and 300 x 300 x 60 (bus stands) Tactile ground surface indicators TBC TBC Yellow/ Black/ Grey/ Red Non-slip, P5 rating to AS3661.1		To comply with Luminance Contrast requirement of AS1428.1.	
PV:03	Safety Yellow Edge Paving - platform edge conditions	Platform level - All stations	Material: Size: Finish: Product: Manufacturer: Colour: Slip rating:	Engineered high strength concrete paver 400 x 100 x 60 Non-slip TBC TBC Yellow Non-slip, P5 rating to AS3661.1		To comply with Luminance Contrast requirement of AS1428.1.	
ROOFING (RO)							
RO:01	Roof sheeting - Flat Pan	Main Station Roof & Bus Area canopies: - All stations	Material: Size: Fixing: Finish: Colour: Product: Manufacturer: Insulation:	Roof sheeting TBC TBC Colorbond Nom. Basalt TBC TBC TBC		All flashing and cappings to match roofing colour.	
RO:02	Profiled aluminium roof edge cladding	Main Station Roof & Bus Area canopies: - All stations	Material: Thickness: Fixing: Finish: Colour: Product: Manufacturer: Insulation:	Precoated solid aluminium cladding 3mm thk Mechanical cassette fixing to tophats on sub framing TBC To match roof sheeting Mondoclad or equivalent HVG Facades or equivalent n/a			
RO:03	Gutters	Main Station Roof & Bus Area canopies: - All stations	Material: Size: Thickness: Fixing: Finish: Insulation:	Marine grade Aluminium To Hydraulic Engineer's requirements TBC Supported on metal gutter boards and straps, with allowance for trafficability. Powder coated Anti drumming membrane			
RO:04	Rainwater Downpipe Shrouds	Where exposed/ not able to be concealed within cladding	Material: Thickness: Finish:	TBC TBC TBC			








MORLEY ELLENBROOK LINE (MEL) - STATION & PRECINCT - ARCHITECTURAL MASTER MATERIALS SCHEDULE

DOC NO: MEL-MLCX-AR-SCH-00007						13/08/2021	
STATION: NORANDA STATION						REV - B02	
CODE	ITEM	LOCATION	DESCRIPTION		IMAGE	NOTES	SWTC
RO:05	Roof sheeting - Standard	Accommodation roof - All stations	Material: Size: Fixing: Finish: Colour: Product: Manufacturer: Insulation:	Profiled steel roof sheeting Nom. 700mm wide, 0.48-0.55BMT Concealed clip fixings, trafficable Colorbond Surfmist Klip-Lok 700 Hi-Strength or equivalent Lysaght or equivalent Refer to Insulation section, IN:XX With Safebridge HP roof insulation system on mesh		All flashing and cappings to match roofing colour.	
SAFETY & ACCESS SYSTEM (SA)							
SA:01	Static line System (Previously Stairs & Ramps)	High level accessible areas for maintenance to Roofs, canopies; - All stations	Type: Fixing: Finish: Colour: Product: Manufacturer:	Static Line system to Specialist's design To all Standards and Code requirements Powder coated To match roof colour. X-clerate Horizontal Static Line or equivalent SafeMaster or equivalent			
SA:02	Roof access walkway	High level accessible areas for maintenance to Roofs, canopies; - All stations	Type: Size: Fixing: Finish: Colour: Product: Manufacturer:	Aluminium access walkway grating 600mm W To all Standards and Code requirements Powder coated To match roof colour. Slipnot or equivalent SafeMaster or equivalent			
SA:03	Ladder Hook	High level accessible areas for maintenance to Roofs, canopies; - All stations	Type: Size: Fixing: Finish: Colour: Product: Manufacturer:	Aluminium access walkway grating TBC To all Standards and Code requirements Powder coated To match roof colour. Ladder Brackets SafeMaster or equivalent			
STEEL ENGINEERING (SE) - FINISHES ONLY							
SE:01	Structural Steel - Non-visible	Concealed structural steelwork - non visible to public & staff areas - All stations	Material:	Protective finish of structural steel to Structural Engineer's specifications.			
SE:02	Exposed structural & secondary steel - Semi visible	Structural & secondary steel - visible to staff areas - All stations	Material: Finish:	Protective finish of structural steel to Structural Engineer's specifications. To be primed and painted, PA:XX			



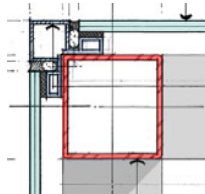




MORLEY ELLENBROOK LINE (MEL) - STATION & PRECINCT - ARCHITECTURAL MASTER MATERIALS SCHEDULE

DOC NO: MEL-MLCX-AR-SCH-00007						13/08/2021	
STATION: NORANDA STATION						REV - B02	
CODE	ITEM	LOCATION	DESCRIPTION		IMAGE	NOTES	SWTC
SE:03	Structural Steel Columns	All structural steel columns - All station buildings	Material: Finish:	Protective finish of structural steel to Structural Engineer's specifications. TBC			
SIGNAGE & GRAPHICS (SN)							
SN:xx	Station Signage	All PTA Station Signage - All stations & precinct	REFER TO PTA SIGNAGE GUIDE				
TILING (TL)							
TL:01	Vitrified tiles.	All stations - Concourse level - Fully enclosed areas (Refer PV:04 for Open Areas)	Material: Size: Finish: Product: Manufacturer: Colours: Slip rating:	Vitrified tiles. TBC Charcoal epoxy grout Granito 'Optima' Eureka 'Boulevard' or equivalent Granito or equivalent Light grey, Steel grey, Black, Alabaster, Charcoal. R12			
TL:02	Vitrified tile floor finish	Public and Staff Bathrooms - all stations	Material: Size: Finish: Product: Manufacturer: Colour: Slip rating:	non-slip vitrified tiles. 200x200 Charcoal epoxy grout Granito: 'Optima' or equivalent Granito or equivalent Light Grey, Steel Grey, Black R12		Of dark grout to minimise any residual impact of graffiti of suitable coefficient to prevent slip hazards when wet	
TL:03	Vitrified tile wall finish	Public and Staff Bathrooms - all stations	Material: Size: Finish: Product: Manufacturer: Colours: Slip rating:	Ceramic tiles 200x200 mm Gloss finish to Staff bathrooms only. Charcoal epoxy grout. Tiles should be butt jointed and cover strips of stainless steel should be added to external angles. TBC TBC ultra-white plain, Ultra-white ripple R12		Full height from floor to ceiling (including cubicles) in public bathrooms. Floor height to minimum 2700mm in Staff bathrooms	
TOPPING & SCREEDS (TP)							
TP:01	Screed to Slab	Concourse floor slab - All stations	Material: Application: Product: Manufacturer:	Sand cement screed - premixed To manufacturer's requirements, provide reinforcement mesh of screeds over 40mm thk. Ardex A36 Abascreed or equivalent ARDEX Australia or equivalent			



MORLEY ELLENBROOK LINE (MEL) - STATION & PRECINCT - ARCHITECTURAL MASTER MATERIALS SCHEDULE

DOC NO: MEL-MLCX-AR-SCH-00007						13/08/2021	
STATION: NORANDA STATION						REV - B02	
CODE	ITEM	LOCATION	DESCRIPTION		IMAGE	NOTES	SWTC
TP:02	Screed to Toilets	Toilets and Wet Areas - All stations	Material: Application: Product: Manufacturer:	Rapid Set Screed Cement To manufacturer's requirements, provide reinforcement mesh of screeds over 40mm thk. Ardex A38 or equivalent ARDEX Australia or equivalent			
TRIM (TR)							
TR:01	Skirtings	Accommodation building - CSO, Staff Crib, etc - All stations	Material: Size: Finish: Product: Manufacturer:	Stainless steel skirting 150mm H Linished No. 4 finish, flush with wall lining. TBC TBC			Skirting material shall resist the following, without noticeable change in surface appearance: i. vandalism; ii. heavy impacts; and iii. abrasion from cleaning methods and maintenance systems. The materials and finishes for skirting in public areas shall be selected from the following range: 316 stainless steel; and / or Material to match floor finish.
TR:02	Lift Enclosure - Corner & Door Trims	DDA Lifts - Malaga - Morley - Noranda - Whiteman Park	Material: Size: Finish: Product: Manufacturer:	Stainless steel corner & door trims To lift details Linished No. 4 finish, flush with glazing. TBC TBC			
WINDOWS (WD)							
WD:01	Windows	Station accommodation building - All stations	Material: Size: Finish: Colour: Glass: Product: Manufacturer: ESD:	Extruded aluminium framing As per drawings Anodized finish TBC Clear laminated glass, GL:01 419 SG Flushline system (Single Glazed) or equivalent Capral or equivalent In compliance with ESD Engineer's requirements for NCC Section J 2019.			
WATERPROOFING (WP)							
WP:01	To external floor slab	Elevated Concourse - Malaga - Morley - Noranda - Whiteman Park	Material: Finish: Product: Manufacturer:	Liquid Applied Water Based Epoxy Membrane Undertile to external areas WPM300 (HydrEpoxy 300) or equivalent Two component water based epoxy polyamide membrane. ARDEX Australia or equivalent			
WP:02	To wet areas	Toilets, showers, Changerooms - All stations	Material: Finish: Product: Manufacturer:	Liquid applied Undertile PU Acrylic Hybrid Membrane Under tile to Wet Areas WPM155 Rapid or equivalent Water-based polyurethane acrylic hi-performance membrane ARDEX Australia or equivalent	